

VOLEX
ACCESSORIES




VOLEX WIRING ACCESSORIES & CIRCUIT PROTECTION CATALOGUE

wiring accessories
domestic
circuit protection

includes

APPLEBY



 **Electrium**

Contents

Volex Accessories has always been a name synonymous with reliability and value. Committed to adding extra quality features and contemporary aesthetics to its designs.

Volex Accessories is part of Electrium, one of the UK's largest independent electrical groups, which has offices and manufacturing sites in the UK, India, China and the Middle east.

Left:
Electrium's purpose built Commercial Centre
in Cannock, Staffordshire.

All Volex accessory products comply with the applicable British Standard specification and should be installed by suitably qualified personnel in accordance with the requirements of relevant legislation, regulations (including IEE Wiring Regulations) and the accepted practice in the industry.

The products listed or described in this publication may be protected by one or more patents, and/or registered designs and/or applications. A full list of patents registered designs and applications may be obtained from the company secretary of Electrium Limited.

VOLEX ACCESSORIES (Electrium) is not to be confused with VOLEX which is a trademark of Volex Plc

All products in this catalogue are supplied under Electrium terms and conditions. Electrium reserves the right to change these terms and conditions at any time and without prior notice. A copy of the terms and conditions are available upon request.

Switches & Dimmers	02
Power & Control	06
Communications: TV, Telephone & Data	14
Ceiling Accessories	18
Installation Boxes	22
Appleby Installation Boxes	24
Grid System	29
Metal Plate	32
Flat Plate	40
Decorative Brass	46
Metalclad	50
Weatherproof	55
Interiors	58
Protector: RCD Wiring Accessories	60
Protector: Consumer Units	62
Technical Data	69
Numeric Index	77



Volex Accessories provides a comprehensive range of plate switches to control lighting for domestic and commercial applications. The 1000 series wall switches are rated at 10AX therefore making them ideal for switching incandescent and fluorescent lighting. Also included in the range are a variety of wide rocker switches.



Undergoing a minimum of 50,000 operations, the Volex Accessories 10AX switch design combines performance, reliability and safety.

- The silver nickel contact tip ensures a longer life.
- A minimum 3mm contact gap ensures added safety.
- The arc shield minimises visible arc flash when operating the switch.



10AX WALL SWITCHES

LIST NO	DESCRIPTION	CARTON QTY
VX1010	1 gang 1 way switch	10
VX1020	1 gang 2 way switch	10
VX1030	1 gang intermediate switch	10
VX1040	2 gang 2 way switch	10
VX1041	2 gang 1 way switch	10
VX1050	3 gang 2 way switch	10
VX1051	3 gang 1 way switch	10
VX1054	4 gang 2 way switch	5

- BS EN 60669-1
- Terminals suitable for 4x1.0mm², 3x1.5mm² or 1x2.5mm² conductors
- 3mm contact gap
- Fully rated at 10AX for fluorescent or inductive loads
- Two way switches can be wired as one way

Dimensions

1-3 gang: 85mmx85mm with 60.3mm fixing centres

4 gang: 145mmx85mm with 120.6mm fixing centres

Mounting boxes

Surface moulded: 1-3 gang VX9404; 4 gang VX9412

Flush metal: 1-3 gang SB623; 4 gang SB665

10AX WIDE ROCKER SWITCHES

LIST NO	DESCRIPTION	CARTON QTY
VX4020	1 gang 2 way switch	10
VX4030	1 gang Intermediate switch	10
VX4040	2 gang 2 way switch	10
VX4000	Retractive switch	10

- BS EN60669-1

Dimensions

85mmx85mm with 60.3mm fixing centres

Mounting boxes

Surface moulded: VX9404

Flush metal: SB623

6AX ARCHITRAVE SWITCHES

LIST NO	DESCRIPTION	CARTON QTY
VX2060	1 gang 1 way switch	10
VX2061	1 gang 2 way switch	10
VX2062	2 gang 2 way switch	10

- BS EN 60669-1

Dimensions

1G: 32mmx86mm

2G: 32mmx146mm

Mounting boxes

Surface moulded: 1 gang VX9401 2 gang VX9402

Flush metal: 1 gang 9257 2 gang 9258

10A RETRACTIVE SWITCH

LIST NO	DESCRIPTION	CARTON QTY
VX1000	1 gang bell push with bell symbol	10
VX1000/LP	1 gang printed Light	10
VX1000/P	1 gang printed Press	10

- BS EN 60669-1
- Terminals suitable for 4x1.0mm², 3x1.5mm² or 1x2.5mm² conductors
- can be wired for normally open (N/O) or normally closed (N/C) circuits

Dimensions

85mmx85mm with 60.3mm fixing centres

Mounting boxes

Surface moulded: VX9404

Flush metal: SB623



6AX CEILING SWITCH

LIST NO	DESCRIPTION	CARTON QTY
VX9001	1 way ceiling switch	10
VX9002	2 way ceiling switch	10
VX9009	Cord & acorn for ceiling switches	50

- BS EN 60669-1
- Supplied with pull cord
- 50.8mm fixing centres



250W DIMMER SWITCHES

LIST NO	DESCRIPTION	CARTON QTY
VX0250PU	1 gang dimmer mains only	10
VX0250LV	1 gang dimmer mains/low voltage	10
VX0252LV	2 gang dimmer mains/low voltage	5

- BS EN 60669-1, BS EN 55014
- Dimmers can be used 1 or 2 way

Dimensions

86mmx86mm with 18.5mm plate depth

Mounting boxes

Surface moulded: VX9409

Flush metal: SB655



400W DIMMER SWITCH

LIST NO	DESCRIPTION	CARTON QTY
VX0400PU	1 gang dimmer mains only	10
VX0402PU	2 gang dimmer mains only	5
VX0400LV	1 gang dimmer mains/low voltage	10
VX0402LV	2 gang dimmer mains/low voltage	5

- BS EN 60669-1, BS EN 55014
- Dimmers can be used 1 or 2 way

Dimensions

86mmx86mm with 18.5mm plate depth

Mounting box

Surface moulded: VX9409

Flush metal: SB655



SHIVERS ONLY
115V 20VA 230V

OFF
ON
COOKER


FUZE

1307



The extensive range of power and control accessories is suitable for any residential installation. The range incorporates such features as wide rockers for easy operation, an arc shield, which minimises visible arc flash and positive switching mechanism to prevent balancing between the on and off positions.

A product marking service is also available on 13A fused connection units as well as 20A and 45A control switches.



13A SOCKET OUTLETS

LIST NO	DESCRIPTION	CARTON QTY
VX1300	1 gang SP switched socket	10
VX1300/D	1 gang DP switched socket	10
VX1400	1 gang SP switched socket with neon	10
VX1500	2 gang SP switched socket	5
VX1500/D	2 gang DP switched socket	5
VX1600	2 gang SP switched socket with neon	5
VX1700	2 gang DP switched socket with outboard rockers	5
VX1800	2 gang DP switched socket with outboard rockers & neon	5
VX9100	1 gang unswitched socket	10
VX9200	2 gang unswitched socket	5
VX9230	3 gang unswitched socket, fused 13A	5
VT1507	1-2 gang conversion socket	1

- BS1363
- Terminals suitable for up to 3x2.5mm² or 2x4mm² conductors
- 2 gang DP comes with twin earth as standard

Dimensions

- 1 gang: 85mmx85mm with 60.3mm fixing centres
- 2 gang: 145mmx85mm with 120.6mm fixing centres
- 3 gang: 205mmx85mm with 181mm fixing centres

Mounting boxes

- Surface moulded: 1 gang VX9409; 2 gang VX9414; 3 gang VX9403
- Flush metal: 1 gang SB655; 2 gang SB665; 3 gang SB646
- Flush dry lining: 1 gang SB619; 2 gang SB629

13A 30mA RCD PROTECTED SOCKETS & FCU

LIST NO	DESCRIPTION	CARTON QTY
VT1108	1 gang switched RCD protected socket outlet	1
VT1208	2 gang switched RCD protected socket outlet	1
VT1092	RCD Fused Connection Unit	1

- Socket outlets to BS7288
- FCU to BS4293
- Double pole switching
- Terminals suitable for up to 3x2.5mm² or 2x4.0mm² conductors

Dimensions

- 1G & FCU: 86mmx86mm with 60.3mm fixing centres
- 2G: 146mmx86mm with 120.6mm fixing centres

Mounting boxes

- Surface moulded: 1G & FCU: VX9405 2G: VX9417
- Flush metal: 1G & FCU: SB615 2G: SB625

LOUNGE PLATE

LIST NO	DESCRIPTION	CARTON QTY
VX1590WH	White Lounge Plate	1
VX1590SS	Stainless Steel Lounge Plate	1
VX1590PS	Polished Steel Lounge Plate	1

- BS1363
- Terminals suitable for up to 3x2.5mm² or 2x4mm² conductors

Dimensions

- 267mmx207mm 180mm fixing centres

Mounting boxes

- Flush metal: 35mm SB695, 56mm SB1590

For modules see page 17



ROUND PIN SOCKET OUTLET

LIST NO	DESCRIPTION	CARTON QTY
VX9900	15A switched socket	10
VX9901	2A 3 pin socket	10
VX1904	16A 2 pin socket (for export only)	10
VX1906	16A 2 pin switched socket (for export only)	10
VX1907	16A 2 pin twin switched socket (for export only)	5

- BS546 (VX9900,VX9901), BS5733

Dimensions

- 1 gang: 85mmx85mm with 60.3mm fixing centres
- 2 gang: 145mmx85mm with 120.6mm fixing centres

Mounting boxes

- Surface moulded: VX9409. Flush metal: SB655



FUSED CONNECTION UNITS WITH OPTIONAL FLEX OUTLET

LIST NO	DESCRIPTION	CARTON QTY
VX1080	13A DP switched	10
VX1081	13A DP switched with neon	10
VX1090	13A Unswitched	10
VX1091	13A Unswitched with neon	10
VX10803A	3A DP switched	10

- BS1363
- Terminals suitable for up to 3x2.5mm² or 2x4mm² conductors
- Fitted with knockout position at bottom edge of plate
- Cord outlet suitable for flexible cord up to 10mm² diameter

Dimensions

- 85mmx85mm with 60.3mm fixing centres

Mounting boxes

- Surface moulded: VX9409. Flush metal: 1 gang SB655



FUSED CONNECTION UNIT MARKING SERVICE EXAMPLES

LIST NO	MARKING	LIST NO	MARKING
VX1080BO	BOILER	VX1080HT	HEATER
VX1080HD	COOKER HOOD	VX1080MW	MICROWAVE
VX1080DW	DISH WASHER	VX1080TD	TUMBLE DRYER
VX1080EF	EXTRACTOR FAN	VX1080WD	WASTE DISPOSAL
VX1080FR	FRIDGE	VX1080WDR	WASHER DRYER
VX1080FZ	FREEZER	VX1080WM	WASHING MACHINE
VX1080FF	FRIDGE FREEZER	VX1080WH	WATER HEATER
VX1080HB	HOB		

Marking to customer specification also available. Carton Quantity 10



6A THREE POLE CONTROL SWITCH

LIST NO	DESCRIPTION	CARTON QTY
VX1013	3 pole isolating switch marked with isolator and fan symbol	10

- BS3676, BS EN 60947-3

- 250V only

Dimensions

- 85mmx85mm with 60.3mm fixing centres

Mounting boxes

- Surface moulded: VX9404
- Flush metal: 1 gang SB623



20A DP CONTROL SWITCHES WITH OPTIONAL FLEX OUTLET

LIST NO	DESCRIPTION	CARTON QTY
VX1070	DP switch	10
VX1070WH	DP switch marked 'Water Heater'	10
VX1060	DP switch with neon	10
VX1060WH	DP switch with neon marked 'Water Heater'	10

- BS EN 60669-1
- Terminals suitable for 3x2.5mm² or 2x4mm² conductors
- Fitted with knockout position at bottom edge of plate
- Cord outlet suitable for flexible cord up to 10mm²

Dimensions

85mmx85mm with 60.3mm fixing centres

Mounting boxes

Surface moulded: VX9409

Flush metal: SB655



20A DP CONTROL SWITCH MARKING SERVICE

The following markings are available as standard by adding the appropriate suffix to the list number, eg VX1060**AC**:

AIR CONDITIONING – **AC**

HEATING – **HE**

HEATER – **HT**

WATER HEATER – **WH**

WASHING MACHINE – **WM**

Markings to customer specification also available



20A BATH/SINK SWITCH

LIST NO	DESCRIPTION	CARTON QTY
VX5207	20A bath/sink switch with neon	10
VX5208	20A bath/sink switch	10

- BS 3676



CHIMES AND BELLPUSHES

LIST NO	DESCRIPTION	CARTON QTY
CA1085	2 Note Chime with Integral Transformer	1
CA1076	2 Note Chime	1
CA2001	Bell Push	1
CA2001L	Illuminated Bell Push	1

Chime:

- 8V~
- Max 85 dB/A

Dimensions

169mmx104mmx49mm

Bellpush:

- Max 24V

Dimensions

65mmx25mmx20mm

Fixing screws not supplied



45A DP CONTROL SWITCHES

LIST NO	DESCRIPTION	CARTON QTY
VX9712	45A DP switch with neon	1
VX9713	45A DP switch	1
VX9702	45A DP switch with neon (large plate)	1
VX9703	45A DP switch (large plate)	1

- BS EN 60669-1
- Terminals suitable for up to 1x16mm² cable

Dimensions

- 1 gang: 85mmx85mm with 60.3mm fixing centres
- Large plate: 85mmx145mm with 120.6mm fixing centres

Mounting boxes

- Surface moulded: 1 gang VX9405; large plate VX9416
- Flush metal: 1 gang SB618; large plate SB628

- The following markings are available, add the appropriate suffix to the list number, eg VX9712**CK**

COOKER – **CK**

SHOWER – **SH**

AIR CONDITIONING – **AC**



45A COOKER CONTROL UNITS

LIST NO	DESCRIPTION	CARTON QTY
VX9700	45A cooker control unit with 13A switch socket & neon indicators	1
VX9701	45A cooker control unit with 13A switch socket	1

- BS4177, BS1363
- Terminals suitable for up to 1x16mm² cable
- Double pole switching on both 45A & 13A circuits
- 2 earth terminals

Dimensions

- 145mmx85mm with 120.6mm fixing centres

Mounting boxes

- Surface moulded: VX9416
- Flush metal: SB628



COOKER OUTLET PLATE

LIST NO	DESCRIPTION	CARTON QTY
VX9704	Cooker outlet plate with pillar terminals	10

- BS5733

Dimensions

- 85mmx85mm with 60.3mm fixing centres

Mounting boxes

- Surface moulded: VX9405
- Flush metal: SB615



13A FLEX OUTLET PLATE

LIST NO	DESCRIPTION	CARTON QTY
VX9990	Flex outlet plate with pillar type terminals	10

- BS5733 where applicable
- Suitable for flex up to 10mm²
- Terminals suitable for up to 3x2.5mm² conductors

Dimensions

85mmx85mm with 60.3mm fixing centres

Mounting boxes

Surface moulded: VX9409
Flush metal: SB655



DUAL VOLTAGE SHAVER UNIT

LIST NO	DESCRIPTION	CARTON QTY
VX9800	20VA dual voltage shaver unit	1

- BSEN 61558
- Suitable for bathrooms when installed in accordance with IEE regulations
- 2 socket outlet, with safety shutters, clearly marked 115V or 230V
- Accepts British, Continental or American shaver plugs
- Double wound safety isolating transformer with overload protection
- Terminal suitable for 2x2.5mm² conductors

Dimensions

85mmx145mm with 120.6mm fixing centres

Mounting boxes

Surface moulded: VX9410
Flush metal: SB628



20A DUAL VOLTAGE SHAVER LIGHT UNIT

LIST NO	DESCRIPTION	CARTON QTY
VT7066	115/230V 20VA dual voltage shaver unit	1

- BSEN60598
- Socket outlet, with safety shutters
- Switching facility to change between 115V and 230V
- Pull cord switch for operation of 60W lamp
- Accepts British, Continental or American shaver plugs
- Automatic cut-out and reset protects against overload

Dimensions

438mmx72mm



50A DP CEILING SWITCHES

LIST NO	DESCRIPTION	CARTON QTY
VX9706	50A DP ceiling switch with neon and mechanical 'off' indicator	5

- BS EN 60669-1
- Double pole switching
- 60.3mm fixing centres
- Pillar terminals suitable for all cables up to 10mm²
- For ease of wiring, 2 earth terminals are fitted

Mounting box

Surface moulded: VX9405



BLANKING PLATES

LIST NO	DESCRIPTION	CARTON QTY
VX9991	1 gang blanking plate	10
VX9996	2 gang blanking plate	5

- BS5733 where applicable

Dimensions

- 1 gang: 85mmx85mm with 60.3mm fixing centres
- 2 gang: 145mmx85mm with 120.6mm fixing centres



13A PLUGS

LIST NO	DESCRIPTION	CARTON QTY
VX1307	White Nylon plug	20
VX1307BK	Black Nylon plug	20

- BS1363/A
- Fused 13A with ASTA approved BS1362 fuse



ROUND PIN PLUGS

LIST NO	DESCRIPTION	CARTON QTY
VX1302/W	2A round pin plug	10
VX0030	5A round pin plug	10
VX0042	15A round pin plug	10

- ASTA approved to BS1363/A or BS546



ADAPTORS

LIST NO	DESCRIPTION	CARTON QTY
VX1390	13A 3 way fused adaptor	10

- BS1363 & BS5733
- All pin apertures are spring shuttered
- Fused adaptors are fitted with ASTA approved fuses and are designed to allow the fuse to be changed without dismantling

The comprehensive Volex Accessories Communication range offers a flexible solution to a variety of communication requirements and includes a wide range of coaxial, data and audio modules.





TELEPHONE OUTLETS

LIST NO	DESCRIPTION	CARTON QTY
VX9974	Master	10
VX9984	Secondary	10

Dimensions

86mmx86mm with 60.3mm fixing centres

Mounting boxes

Surface moulded: VX9404

Flush metal: SB655



RJ11 TELEPHONE OUTLETS

LIST NO	DESCRIPTION	CARTON QTY
VX9986	RJ11 outlet	10

Dimensions

86mmx86mm with 60.3mm fixing centres

Mounting boxes

Surface moulded: VX9404

Flush metal: SB655



COAXIAL OUTLETS

LIST NO	DESCRIPTION	CARTON QTY
VX9992	1 gang, non-isolated	10
VX9993	2 gang, non-isolated	10
VX9982	1 gang, isolated	10

- BS3041 where applicable


Dimensions

85mmx85mm with 60.3mm fixing centres

Mounting boxes

Surface moulded: VX9409

Flush metal: SB655



MOULDED MOUNTING PLATES

LIST NO	DESCRIPTION	CARTON QTY
VX9062	2 module mounting plate	10
VX9064	4 module mounting plate	10

Mounting boxes

Surface moulded: 1 gang VX9405 2 gang VX9416
 Flush metal: 1 gang SB615 2 gang SB625



RAISED DECORATIVE MOUNTING PLATES

1 Gang 1 Module

LIST NO	DESCRIPTION	CARTON QTY
VX9061RBN	Black Nickel-Black Insert	1
VX9061RBB	Brushed Brass-White Insert	1
VX9061APC	Angled polished chrome-Black Insert	1

1 Gang 2 Module

LIST NO	DESCRIPTION	CARTON QTY
VX9062SS	Stainless Steel-White Insert	1
VX9062PS	Polished Steel-White Insert	1
VX9062RBN	Black Nickel-Black Insert	1
VX9062RBB	Brushed Brass-White Insert	1
VX9062APC	Angled polished chrome-Black Insert	1

2 Gang 4 Module

LIST NO	DESCRIPTION	CARTON QTY
VX9064SS	Stainless Steel-White Insert	1
VX9064PS	Polished Steel-White Insert	1



FLATPLATE DECORATIVE MOUNTING PLATES

1 Gang 1 Module

LIST NO	DESCRIPTION	CARTON QTY
VX3061SS	Stainless Steel-White Insert	1
VX3061PS	Polished Steel-White Insert	1
VX3061BN	Black Nickel-Black Insert	1
VX3061BB	Brushed Brass-White Insert	1
VX3061PBWH	Polished Brass-White Insert	1

1 Gang 2 Module

LIST NO	DESCRIPTION	CARTON QTY
VX3062SS	Stainless Steel-White Insert	1
VX3062PS	Polished Steel-White Insert	1
VX3062BN	Black Nickel-Black Insert	1
VX3062BB	Brushed Brass-White Insert	1
VX3062PBWH	Polished Brass-White Insert	1





WHITE DATA & COMMUNICATION MODULES

LIST NO	DESCRIPTION	CARTON QTY
VX9969	2 module Quadplexer (1xTV, 1xFM, 2xSky)	10
VX9970	2 module plate 4 binding posts	10
VX9972	1 module plate 2 binding posts	10
VX9973	3 module Multimode (1xTV, 1xFM, 2xSky plus 1xFM Return)	10
VX9976	1 module RJ11/12	10
VX9977	2 module Diplexer (1xTV, 1xFM)	10
VX9978	1 Module Single screened TV outlet	10
VX9979	1 module Single non screened TV outlet	10
VX9980	1 module Telephone Master	10
VX9981	1 module Telephone Secondary	10
VX9987	2 module Triplexer (1xTV, 1xFM, 1xSky)	10
VX9988	1 module RJ45 Outlet - category 5e	10
VX9989	1 module Satellite outlet	10
VX6080	Half module Blank	10
VX6081	One module Blank	10
VX6082	Two module Blank	10

Dimensions

- 1 module - 50mmx25mm
- 2 module - 50mmx50mm
- 3 module - 50mmx75mm



BLACK DATA & COMMUNICATION MODULES

LIST NO	DESCRIPTION	CARTON QTY
VX9976BK	1 module RJ11/12	10
VX9978BK	1 module Single screened TV outlet	10
VX9979BK	1 module Single non screened TV outlet	10
VX9980BK	1 module Telephone Master	10
VX9981BK	1 module Telephone Secondary	10
VX9987BK	2 module Triplexer (1xTV, 1xFM, 1xSky)	10
VX9988BK	1 module RJ45 Outlet - category 5e	10
VX9989BK	1 module Satellite outlet	10
VX6080BK	Half module Blank	10
VX6081BK	One module Blank	10

Dimensions

- 1 module - 50mmx25mm
- 2 module - 50mmx50mm



Volex Accessories offer a complete range of quality ceiling accessories to suit every installation including a range of safety ceiling accessories and a compact fluorescent lampholder which provides the ideal solution to the energy efficient lighting requirements detailed in the Building Regulations.





VX6677

VX6678

PENDANT SETS

LIST NO	DESCRIPTION	CARTON QTY
VX6677	Pendant fitting (VX9074 & VX1/T2) 6" HR flex, T2 rating	25
VX6678	Pendant fitting (VX9074 & VX1/T2) 9" HR flex, T2 rating	25

- Ceiling rose manufactured to BS67
- Lampholders manufactured to BS5042
- Heat resistant, 2 core, 0.75mm² PVC flexible cable



VX6681

LOW ENERGY PENDANT SET

LIST NO	DESCRIPTION	CARTON QTY
VX6681	10-13W and 18W 6" Pendant set with compact Fluorescent Lampholder	1

- 42mm diameter Lampholder
- Accepts G24 4 pin lamp (not supplied)



VX6850

SAFETY PENDANT SET

LIST NO	DESCRIPTION	CARTON QTY
VX6850	6" cord (VX9074 & VX0850)	10

- Supplied with appropriate length of heat resistant 0.75mm² twin core circular cord to BS 6141 for service loads up to 2.5kg



VX9215


VX9215HO

STRAIGHT BATTEN LAMP HOLDERS, WITH INTEGRAL TERMINAL BLOCK

LIST NO	DESCRIPTION	CARTON QTY
VX9215	Heat resistant, 3 terminals & earth, short skirt, T2 rating	10
VX9215HO	Heat resistant, 3 terminals & earth, home office skirt, T2 rating	10

- BS EN 61184, T2 Rating
- In-line integral terminal block: 3 live, 2 switch, 3 neutral
- Each terminal accepts up to 1.5mm² cable
- Separate earth terminal with 6.0mm² capacity
- 3 sets of knockouts
- Fitted with heat resistant tails

SAFETY LAMP HOLDERS




VX0850

VX0851

LIST NO	DESCRIPTION	CARTON QTY
VX0850	Safety pendant lampholder	20
VX0851	Safety batten lampholder	1

- BS EN 61184 where applicable, T2 rating
- Fixed terminals on pendant lampholder accept 1.0m cable
- Batten lampholder has terminals for live, neutral, loop in and protective earth
- Fixed terminal strip on batten lampholder accepts 1.5m cable
- Home Office shield supplied with the safety batten lampholder
- 'Wipe clean' contacts avoid seizure to pins making for safe and easy lamp replacement



VX0205

VX0205HO

STRAIGHT BATTEN LAMP HOLDERS

LIST NO	DESCRIPTION	CARTON QTY
VX0205	Heat resistant, 3 terminals, short skirt, T2 rating	10
VX0205HO	Heat resistant, 3 terminals, home office skirt, T2 rating	10

- BS EN 61184, T2 Rating
- Direct wiring to lampholder for VX0205 series
- 50.8mm fixing centres



VX0208HO

VX0218HO

ANGLED BATTEN LAMP HOLDERS

LIST NO	DESCRIPTION	CARTON QTY
VX0208HO	Heat resistant, 3 terminals, home office skirt, T2 rating	10
VX0218HO	Heat resistant, 3 terminals & earth, home office skirt, T2 rating	10

- BS EN 61184, T2 Rating
- VX0208HO – Direct wiring to lampholder
- VX0218HO – Separate 4 way terminal block with lampholder tails and integral backplate
- 50.8mm fixing centres




VX1/T2

VX1/T2HO

PENDANT LAMP HOLDERS

LIST NO	DESCRIPTION	CARTON QTY
VX1/T2	Cord grip lampholder; heat resistant, short skirt, spring plungers, T2 rating	20
VX1/T2HO	Cord grip lampholder; heat resistant, home office skirt, spring plungers, T2 rating	10
VX4522	1/2" screwed entry double pole switched lampholder short skirt	20

- BS EN 61184, T2 Rating
- All unswitched lampholders have one-piece thermoplastic construction of interior
- Switched lampholder has metal interior
- Non-rising terminals, ensuring that cables are not disturbed when the lamp is changed
- Non-stick skirt and cap



VX9074

CEILING ROSES

LIST NO	DESCRIPTION	CARTON QTY
VX9074	3 terminals & earth	10

- BS67
- In-line integral terminal block: 3 live, 2 switch, 3 neutral
- Each terminal accepts up to 1.5mm² cable
- Separate earth terminal with 6.0mm² capacity
- 3 sets of knockouts
- 3 fixing holes at 50.8mm centres



6A CEILING SWITCHES

LIST NO	DESCRIPTION	CARTON QTY
VX9001	1 way, 6A ceiling switch	10
VX9002	2 way, 6A ceiling switch	10

- BS EN 60669-1
- Supplied with pull cord
- 50.8mm fixing centres



50A DP CEILING SWITCH

LIST NO	DESCRIPTION	CARTON QTY
VX9706	DP ceiling switch with neon & mechanical 'off' indicator	5

- BS EN 60669-1
- Terminal suitable for all cables up to 10mm²
- 60.3mm fixing centres
- Pillar terminals suitable for all cables up to 10mm²
- For ease of wiring, 2 earth terminals are fitted

Mounting boxes

For use with surface box VX9405



JUNCTION BOXES

LIST NO	DESCRIPTION	CARTON QTY
VX9023BK	30A, 3 terminals, black	10
VX9023	30A, 3 terminals, white	10
VX9029BK	20A, 4 terminals, black	10
VX9029	20A, 4 terminals, white	10

- BS6220
- The selective entry shutters on the cover close any entry slots not in use
- Symbols clearly show which entries are open and closed
- Slotted pillar terminals accept up to 4x4mm² (30A) or 4x1.5mm² (20A) twin & earth cables




ANCILLARY ITEMS


LIST NO	DESCRIPTION	CARTON QTY
VX0009	Shade ring	100
VX0010	Short skirt	50
VX0011	Home office skirt	50
VX0018	Break ring	50



A comprehensive range of PVC and Urea surface mounted boxes are available for Volex accessories.



This unique Volex Accessories conversion unit provides a simple method of converting a single flush mounted accessory into a slim surface mounted 3 gang unit.





SURFACE MOUNTING BOXES

1 Gang

LIST NO	DESCRIPTION	CARTON QTY
VX9401	1 gang architrave moulded, 19mm deep	10
VX9404	1 gang moulded, 20mm deep with earth terminal	10
VX9409	1 gang moulded, 29mm deep	10
VX9405	1 gang moulded, 42mm deep	10

- BS5733



SURFACE MOUNTING BOXES

2 Gang

LIST NO	DESCRIPTION	CARTON QTY
VX9402	2 gang architrave moulded, 19mm deep	10
VX9412	2 gang moulded, 20mm deep with earth terminal	10
VX9414	2 gang moulded, 29mm deep	5
VX9415	2 gang moulded dual, 29mm deep	5
VX9417	2 gang moulded, 32mm deep	5
VX9416	2 gang moulded, 35mm deep with cable clamp	10
VX9410	2 gang moulded, 47mm deep with cable clamp	5

- BS5733



SURFACE MOUNTING BOXES

3 Gang

LIST NO	DESCRIPTION	CARTON QTY
VX9403	3 gang moulded, 29mm deep	5

- BS5733



CONVERSION PATTRESSES

LIST NO	DESCRIPTION	CARTON QTY
VX9406	2 gang socket conversion pattress, 20mm deep	5
VX9143	3 gang socket conversion pattress, 20mm deep	5

- This unique range provides the ideal method to convert a flush mounted 1 gang socket to a slim surface mounted 2 or 3 gang version



APPLEBY

Appleby products have always been known for quality and value for money, the extensive range of switch and socket boxes provides the ideal solution for mounting flush accessories in any domestic or commercial environment.

25

Appleby Installation Boxes & Dry Lining Boxes





SB665



SB655

9257



SB695



SB641

SB642



SB604 fitted

FLUSH STEEL BOXES

LIST NO	DESCRIPTION	CARTON QTY
SB623	16mm deep 1 gang box	20
SB633	16mm deep 2 gang box	20
SB655	25mm deep 1 gang box	10
SB665	25mm deep 2 gang box	5
SB676	25mm deep dual 1 gang box	5
9257	28mm deep 1 gang architrave box	10
9258	28mm deep 2 gang architrave box	5
SB615	35mm deep 1 gang box	10
SB625	35mm deep 2 gang box	5
SB646	35mm deep 3 gang box	5
SB636	35mm deep dual 1 gang box	5
SB717	35mm deep 1 gang box (export only)	5
SB727	35mm deep 1 gang box (export only)	10
SB618	47mm deep 1 gang box	10
SB628	47mm deep 2 gang box	4

LOUNGE PLATE FLUSH BOXES

LIST NO	DESCRIPTION	CARTON QTY
SB695	35mm deep flush lounge plate box	1
SB1590	56mm deep flush lounge plate box	1

BS LOOP IN AND JUNCTION BOXES

LIST NO	DESCRIPTION	CARTON QTY
SB641	16mm deep 50.8mm diameter end box	20
SB642	16mm deep 50.8mm diameter through box	20
SB650	M4 x 6mm combi pan head screws	100

FLUSH STEEL BOX ACCESSORIES


LIST NO	DESCRIPTION	CARTON QTY
SB603	Box fixing flanges	100
SB604	Connecting couplers for 25mm & 35mm boxes	100
SB605	PVC grommet for SB623 & SB683	100
SB677	16mm deep 1 gang box extension frame	20
SB678	16mm deep 2 gang box extension frame	10
SB679	25mm deep 1 gang box extension frame	10
SB680	25mm deep 2 gang box extension frame	5
SB681	35mm deep 1 gang box extension frame	10
SB682	35mm deep 2 gang box extension frame	5



SB631



SB639



Earth Terminal

DRY LINING BOXES


LIST NO	DESCRIPTION	CARTON QTY
SB619	35mm deep 1 gang dry liner box	10
SB629	35mm deep 2 gang dry liner box	5
SB637	35mm deep dual 1 gang dry liner box	4
SB638	35mm deep dual 1 & 2 gang dry liner box	4
SB632	47mm deep 2 gang dry liner box	4
SB631	47mm deep 2 gang dry liner box	4
SB639	35mm deep circular dry liner box	10

DRY LINING BOX ACCESSORIES

LIST NO	DESCRIPTION	CARTON QTY
SB/BT	Brass earth terminal	10
SB/LX	Plastic packing piece (for wall thicknesses below 6.3mm)	10

SELECTION CHART	16mm	25mm	35mm	47mm	56mm
Metal Boxes					
1 Gang	SB623	SB655	SB615	SB618	-
1 Gang Architrave	-	9257	-	-	-
2 Gang	SB633	SB665	SB625	SB628	-
2 Gang Architrave	-	9258	-	-	-
2 Gang Dual Box (2 x 1 Gang)	-	SB676	-	-	-
3 Gang	-	-	SB646	-	-
Lounge Plate Box	-	-	SB695	-	SB1590
MI Circular Terminal Box	SB641	-	-	-	-
MI Circular Through Box	SB642	-	-	-	-
Dry Lining Box					
1 Gang	-	-	SB619	SB632	-
2 Gang	-	-	SB629	SB631	-
Dual Box	-	-	SB637	-	-
1 & 2 Gang	-	-	SB638	-	-
Circular Dry Lining	-	-	SB639	-	-
Extension Boxes					
1 Gang	SB677	SB679	SB681	-	-
2 Gang	SB678	SB680	SB682	-	-





The Volex Accessories grid switch system enhances an already comprehensive range of electrical accessories. Offering versatility and style, Volex Accessories grid is available in a choice of finishes that can be flush or surface mounted.

Switches have silver alloy contacts for prolonged life and low contact resistance and are designed to minimise arc flash and prevent front access to live parts.



10AX SWITCHES - MOULDED ROCKER

LIST NO	DESCRIPTION	CARTON QTY
VG3430	10AX 1 way SP	6
VG3530	10AX 2 way SP	6
VG3489	10AX Retractive	6
VG3490	10AX Retractive - bell symbol	6
VG3490/1	10AX Retractive - fan symbol	6

- BS EN 60669-1
- Fully rated for fluorescent and inductive loads.
- Retractive switches can be wired for normally open (N/O) or normally closed (N/C) circuits.



20AX SWITCHES - MOULDED ROCKER

LIST NO	DESCRIPTION	CARTON QTY
VG3450	1 way	6
VG3451	1 way complete with key	6
VG3460	DP	6
VG3461	DP complete with key	6
VG3461ELT	DP complete with key marked 'Emergency light test'	6
VG3469	DP marked 'ON'	6
VG3535	Intermediate	6
VG3550	2 way	6
VG3551	2 way complete with key	6
VG3552	2 way and off	6
VG3940	Spare key	6


- BS EN 60669-1
- Fully rated for fluorescent and inductive loads (except List No.VG3552).



ANCILLARY ITEMS - MOULDED

LIST NO	DESCRIPTION	CARTON QTY
VG3435	Cord outlet - 10mm diameter aperture, complete with earthing terminal and cable clamp	6
VG3436	Fuse unit fitted with 13A ASTA certified fuse link	6
VG3491	Indicator - Red	6
VG3492	Blanking component	6
VG3493	Indicator - Green	6
VG3494	Indicator - Amber	6

- BS 5733 (Where Applicable)



GRIDS COMPLETE WITH EARTH TERMINAL

LIST NO	DESCRIPTION	CARTON QTY
VG3901	1 gang	20
VG3902	2 gang	20
VG3903	3 gang	10
VG3904	4 gang	10

Dimensions

1-2 gang 81mmx58mm

3-4 gang 141mmx58mm

When required for surface mounting assemblies, the fixing ears should be removed or bent downwards at 90°.



20AX DOUBLE POLE SWITCH MARKINGS

LIST NO	MARKING	CARTON QTY	LIST NO	MARKING	CARTON QTY
VG3460BO	BOILER	6	VG3460HT	HEATING SYSTEM	6
VG3460HD	COOKER HOOD	6	VG3460MW	MICROWAVE	6
VG3460DW	DISHWASHER	6	VG3460TD	TUMBLE DRYER	6
VG3460EF	EXTRACTOR FAN	6	VG3460WD	WASTE DISPOSAL	6
VG3460FR	FRIDGE	6	VG3460WDR	WASHER DRYER	6
VG3460FZ	FREEZER	6	VG3460WM	WASHING MACHINE	6
VG3460FF	FRIDGE FREEZER	6	VG3460WA	WATER HEATER	6
VG3460HB	HOB	6			

Marking to customer specification also available




FLUSH WHITE PLATES

LIST NO	DESCRIPTION	CARTON QTY
VG3571	1 gang white moulded	20
VG3572	2 gang white moulded	20
VG3573	3 gang white moulded	10
VG3574	4 gang white moulded	10
VG3576	6 gang white moulded	1
VG3578WH	8 gang white metal	1
VG3570WH	12 gang white metal	1

Dimensions

1-2 gang 86mmx86mm	6-8 gang 147mmx147mm
3-4 gang 146mmx86mm	12 gang 147mmx207mm




FLUSH METAL PLATES

LIST NO	DESCRIPTION	CARTON QTY
VG3571 __	1 gang	20
VG3572 __	2 gang	20
VG3573 __	3 gang	20
VG3574 __	4 gang	20
VG3576 __	6 gang	1
VG3578 __	8 gang	1
VG3579 __	9 gang	1
VG3570 __	12 gang	1

Dimensions

1-2 gang 86mmx86mm	6-8 gang 147mmx147mm
3-4 gang 146mmx86mm	9-12 gang 147mmx207mm

add suffix **PS** (Polished Steel) **SS** (Stainless Steel)



SURFACE METALCLAD PLATES

LIST NO	DESCRIPTION	CARTON QTY
VG3581SG	1 gang	20
VG3582SG	2 gang	20
VG3583SG	3 gang	10
VG3584SG	4 gang	10
VG3586SG	6 gang	1
VG3588SG	8 gang	1

Dimensions

1-2 gang 77mmx77mm
3-4 gang 137mmx77mm
6-8 gang 137mmx137mm



BOXES

LIST NO	DESCRIPTION	CARTON QTY
VG3201SG	1 and 2 gang surface or flush	10
VG3203SG	3 and 4 gang surface or flush	5
VG3206SG	6 and 8 gang surface or flush	1
VG3209SG	12 gang surface or flush	1


Dimensions

1-2 gang 73mmx73x40mm	3-4 gang 133mmx73mmx40mm
6-8 gang 133mmx133mmx40mm	12 gang 133mmx194mmx40mm


20mm knock-outs in 1 and 2 gang box.

20mm and 25mm knock-outs in 3-12 gang boxes.

Available in Brushed Steel, Polished Steel, Black Nickel, Brushed Brass and Satin Brass finishes, the Volex Accessories metal plate range allows specification of a co-ordinated and comprehensive range of wiring accessories.




Stainless Steel
Curved Edge




Polished Stainless Steel
Curved Edge



Satin Brass
Curved Edge




Black Nickel
Round Edge



Brushed Brass
Round Edge



Polished Chrome
Angled Edge



10AX SWITCHES

LIST NO	DESCRIPTION	CARTON QTY
VX1010__	1 gang 1 way switch	10
VX1020__	1 gang 2 way switch	10
VX1030__	1 gang intermediate switch	10
VX1040__	2 gang 2 way switch	10
VX1050__	3 gang 2 way switch	10
VX1054__	4 gang 2 way switch	5

- BS EN 60669-1
- Terminals suitable for 4x1.0mm², 3x1.5mm² or 1x2.5mm² conductors
- Fully rated at 10AX for fluorescent loads



10AX TOGGLE SWITCHES

LIST NO	DESCRIPTION	CARTON QTY
VX1120__*	1 gang 2 way	1
VX1140__*	2 gang 2 way	1
VX1150__*	3 gang 2 way	1
VX1130__*	Intermediate	1



MAINS ONLY DIMMERS

LIST NO	DESCRIPTION	CARTON QTY
VX0250__PU	1 gang 250W Dimmer	5
VX0252__PU	2 gang 250W Dimmer	5
VX0400__PU	1 gang 400W Dimmer	5
VX0402__PU**	2 gang 400W Dimmer	5
VX0253__PU*	3 gang 250W Dimmer	1
VX0254__PU*	4 gang 250W Dimmer	1



LOW VOLTAGE DIMMERS

LIST NO	DESCRIPTION	CARTON QTY
VX0400LV__*	1 gang 400W Low Voltage Dimmer	1
VX0252LV__*	2 gang 250W Low Voltage Dimmer	1
VX0253LV__*	3 gang 250W Low Voltage Dimmer	1
VX0500TD__*	500W Touch Dimmer	1
VX0400TRD__*	400W Touch/Remote Dimmer	1



DECORATIVE CEILING SWITCHES

LIST NO	DESCRIPTION	CARTON QTY
VX9002BB	2 way 6 Amp Brushed Brass	?
VX9002PB	2 way 6 Amp Polished Brass	?
VX9002BN	2 way 6 Amp Black Nickel	?
VX9002PS	2 way 6 Amp Polished Steel	?
VX9002SS	2 way 6 Amp Stainless Steel	?

Metal plate accessories are available in the following finishes: **SS** - Brushed Stainless Steel; **SB** - Satin Brass; **PS** - Polished Stainless Steel; **APC** - Angled Polished Chrome; **RBB** - Round Edge Brushed Brass; **RBN** - Round Edge Black Nickel. Indicate the finish you require by adding the suffix to the list number, eg VX1080SS

* Only available in Black Nickel, Brushed Brass and Polished Chrome

** Only available in Stainless Steel and Polished Steel


Technical detail - page 72



FAN ISOLATOR

LIST NO	DESCRIPTION	CARTON QTY
VX1013 __	Triple Pole Fan Isolator	10

- BS EN 60669-1, BS EN 60947-3
- Terminals suitable for 4x1.0mm², 3x1.5mm² or 1x2.5mm² conductors



13A SOCKET OUTLETS

LIST NO	DESCRIPTION	CARTON QTY
VX9100 __**	1 gang unswitched socket	10
VX9200 __**	2 gang unswitched socket	5
VX1300 __**	1 gang SP switched socket	10
VX1300 __/D	1 gang DP switched socket	10
VX1500 __**	2 gang SP switched socket	5
VX1500 __/D	2 gang DP switched socket	5
VX1400 __**	1 gang SP switched socket with neon	10
VX1600 __**	2 gang SP switched socket with neon	5

- BS1363
- Terminals suitable for up to 3x2.5mm² or 2x4.0mm² conductors
- 2 gang DP sockets come with twin earth as standard



ROUND PIN SOCKET OUTLETS

LIST NO	DESCRIPTION	CARTON QTY
VX9900 __**	15A switched socket, 1 gang, SP	10
VX9905 __	5A switched socket, 1 gang, SP	10
VX9901 __**	2A 3 pin socket	10

- BS546



13A FUSED CONNECTION UNITS

LIST NO	DESCRIPTION	CARTON QTY
VX1080 __	DP switched	10
VX1080F __**	DP switched with flex outlet & cord grip	10
VX1081 __	DP switched with neon	10
VX1081F __**	DP switched with neon, flex outlet & cord grip	10
VX1090 __	Unswitched	10
VX1090F __**	Unswitched with flex outlet & cord grip	10

- BS1363
- Terminals suitable for 3x2.5mm² or 2x4.0mm² conductor



20A DP SWITCHES

LIST NO	DESCRIPTION	CARTON QTY
VX1060 __	Switch with neon	10
VX1060F __**	Switch with neon, flex outlet & cord grip	10
VX1060WH __**	Switch with neon, marked 'Water Heater'	10
VX1060WHF __**	Switch with neon, flex outlet & cord grip, marked 'Water Heater'	10
10VX1070 __**	Switch	10
VX1070F __**	Switch with flex outlet & cord grip	10

- BS EN 60669-1
- Terminals suitable for 3x2.5mm² or 2x4.0mm² conductors

Metal plate accessories are available in the following finishes: **SS** - Brushed Stainless Steel; **SB** - Satin Brass; **PS** - Polished Stainless Steel
APC - Angled Polished Chrome; **RBB** - Round Edge Brushed Brass; **RBN** - Round Edge Black Nickel. Indicate the finish you require by adding the suffix to the list number, eg VX1080SS

* Only available in Black Nickel, Brushed Brass and Polished Chrome

** Only available in Stainless Steel and Polished Steel



45A DP CONTROL SWITCHES

LIST NO	DESCRIPTION	CARTON QTY
VX9712* __	1 gang 45A DP Switch with neon	1
VX9713 __	1 gang 45A DP Switch	1
VX9702 __**	2 gang 45A DP Switch with neon	1
VX9703 __	2 gang 45A DP Switch	1



45A COOKER CONTROL UNIT

LIST NO	DESCRIPTION	CARTON QTY
VX9701 __**	Cooker Control Unit	1
VX9700 __	Cooker Control Unit with neon	1

- BS4177, BS1363
- Terminals suitable for up to 1x16mm² conductors



SHAVER SOCKET

LIST NO	DESCRIPTION	CARTON QTY
VX9800 __	Dual Voltage Shaver Unit	1

- BSEN61558
- Terminals suitable for up to 2x2.5mm² conductors



TELEPHONE OUTLETS

LIST NO	DESCRIPTION	CARTON QTY
VX9974 __	Telephone master socket	10
VX9984 __	Telephone secondary socket	10



COAXIAL OUTLETS

LIST NO	DESCRIPTION	CARTON QTY
VX9992 __	1 gang, non-isolated	10
VX9993 __	2 gang, non-isolated	10

Metal plate accessories are available in the following finishes: **SS** - Brushed Stainless Steel; **SB** - Satin Brass; **PS** - Polished Stainless Steel; **APC** - Angled Polished Chrome; **RBB** - Round Edge Brushed Brass; **RBN** - Round Edge Black Nickel. Indicate the finish you require by adding the suffix to the list number, eg VX1080**SS**

* Only available in Black Nickel, Brushed Brass and Polished Chrome

** Only available in Stainless Steel and Polished Steel

Technical detail - page 72



VX1590WH

LOUNGE PLATE

LIST NO	DESCRIPTION	CARTON QTY
VX1590WH	White Lounge Plate	1
VX1590SS	Stainless Steel Lounge Plate	1
VX1590PS	Polished Steel Lounge Plate	1

- BS1363
- Terminals suitable for up to 3x2.5mm² or 2x4mm² conductors

Dimensions

267mmx207mm 180mm fixing centres

Mounting boxes

Flush metal: 35mm SB695, 56mm SB1590

For modules see page (tba)



VX9062SS

VX9064PS

MOUNTING PLATES

LIST NO	DESCRIPTION	CARTON QTY
VX9061 _ _ *	1 module mounting plate	1
VX9062 _ _	2 module mounting plate	5
VX9064 _ _ *	4 module mounting plate	5



VX9988

VX9981

VX9980

WHITE DATA & COMMUNICATION MODULES

LIST NO	DESCRIPTION	CARTON QTY
VX9969	2 module Quadplexer (1xTV, 1xFM, 2xSky)	10
VX9970	2 module plate 4 binding posts	10
VX9972	1 module plate 2 binding posts	
VX9973	3 module Multimode (1xTV, 1xFM, 2xSky plus 1xFM Return)	10
VX9976	1 module RJ11/12	10
VX9977	2 module Diplexer (1xTV, 1xFM)	10
VX9978	1 Module Single screened TV outlet	10
VX9979	1 module Single non screened TV outlet	10
VX9980	1 module Telephone Master	10
VX9981	1 module Telephone Secondary	10
VX9987	2 module Triplexer (1xTV, 1xFM, 1xSky)	10
VX9988	1 module RJ45 Outlet - category 5e	10
VX9989	1 module Satellite outlet	10
VX6080	Half module Blank	10
VX6081	One module Blank	10
VX6082	Two module Blank	10

Dimensions

1 module - 50mmx25mm

2 module - 50mmx50mm

3 module - 50mmx75mm



VX9969

VX9970

VX9989

Metal plate accessories are available in the following finishes: **SS** - Brushed Stainless Steel; **SB** - Satin Brass; **PS** - Polished Stainless Steel **APC** - Angled Polished Chrome; **RBB** - Round Edge Brushed Brass; **RBN** - Round Edge Black Nickel. Indicate the finish you require by adding the suffix to the list number, eg VX1080SS

* Only available in Black Nickel, Brushed Brass and Polished Chrome

** Only available in Stainless Steel and Polished Steel



BLACK DATA & COMMUNICATION MODULES

LIST NO	DESCRIPTION	CARTON QTY
VX9976BK	1 module RJ11/12	10
VX9978BK	1 module Single screened TV outlet	10
VX9979BK	1 module Single non screened TV outlet	10
VX9980BK	1 module Telephone Master	10
VX9981BK	1 module Telephone Secondary	10
VX9987BK	2 module Triplexer (1xTV, 1xFM, 1xSky)	10
VX9988BK	1 module RJ45 Outlet - category 5e	10
VX9989BK	1 module Satellite outlet	10
VX6080BK	Half module Blank	10
VX6081BK	One module Blank	10

Dimensions

- 1 module - 50mmx25mm
- 2 module - 50mmx50mm



BLANKING PLATES

LIST NO	DESCRIPTION	CARTON QTY
VX9991 __	1 gang	10
VX9996 __	2 gang	5

Metal plate accessories are available in the following finishes: **SS** - Brushed Stainless Steel; **SB** - Satin Brass; **PS** - Polished Stainless Steel
APC - Angled Polished Chrome; **RBB** - Round Edge Brushed Brass; **RBN** - Round Edge Black Nickel. Indicate the finish you require by adding the suffix to the list number, eg VX1080**SS**

* Only available in Black Nickel, Brushed Brass and Polished Chrome

** Only available in Stainless Steel and Polished Steel

Technical detail - page 72

STANDARD RAISED

**10AX SWITCHES**

1G 1 Way Switch 10A	VX1010PS	VX1010SS	VX1010SB
1G 2 Way Switch 10A	VX1020PS	VX1020SS	VX1020SB
2G 2 Way Switch 10A	VX1040PS	VX1040SS	VX1040SB
3G 2 Way Switch 10A	VX1050PS	VX1050SS	VX1050SB
4G 2 Way Switch 10A	VX1054PS	VX1054SS	VX1054SB
Intermediate Switch	VX1030PS	VX1030SS	VX1030SB
Fan Isolating Switch	VX1013PS	VX1013SS	VX1013SB

TOGGLE SWITCHES

1G 2 Way Toggle Switch	-	-	-
2G 2 Way Toggle Switch	-	-	-
3G 2 Way Toggle Switch	-	-	-
Intermediate Toggle Switch	-	-	-

DIMMERS

Dimmer 2 Way Mains/LV 1x400W/400VA	-	-	-
Dimmer 2 Way Mains/LV 2x250W/250VA	-	-	-
Dimmer 2 Way Mains/LV 3x250W/250VA	-	-	-
1G Dimmer 2 Way Mains 1X250W	VX0250PSPU	VX0250SSPU	VX0250SBPU
1G Dimmer 2 Way Mains 1X400W	VX0400PSPU	VX0400SSPU	VX0400SBPU
2G Dimmer 2 Way Mains 2X250W	VX0252PSPU	VX0252SSPU	VX0252SBPU
3G Dimmer 2 Way Mains 3X250W	-	-	-
4G Dimmer 2 Way Mains 4X250W	-	-	-
Touch Dimmer 1 Way 1X500W/500VA	-	-	-
Touch/Remote Dimmer 1 Way 1X400W	-	-	-

SOCKET OUTLETS

13A 1G Switched Socket Outlet SP	VX1300PS	VX1300SS	VX1300SB
13A 2G Switched Socket Outlet SP	VX1500PS	VX1500SS	VX1500SB
13A 1G Switched Socket Outlet DP	VX1300PS/D	VX1300SS/D	VX1300SB/D
13A 2G Switched Socket Outlet DP	VX1500PS/D	VX1500SS/D	VX1500SB/D
5A Switched Socket Outlet SP	VX9905PS	VX9905SS	-

FUSED CONNECTION UNITS

Unswitched Fused Connection Unit 13A	VX1090PS	VX1090SS	VX1090SB
Switched Fused Connection Unit 13A	VX1080PS	VX1080SS	VX1080SB
Switched Fused Connection Unit 13A & Neon	VX1081PS	VX1081SS	VX1081SB

CONTROL SWITCHES

1G DP 20A Switch	VX1070PS	VX1070SS	VX1070SB
1G DP 20A Switch With Neon	VX1060PS	VX1060SS	VX1060SB
Cooker Switch 1G Plate 45A	VX9713PS	VX9713SS	VX9713SB
Cooker Switch 2G Plate 45A	VX9703PS	VX9703SS	VX9703SB
Cooker Control Unit + Neon & 13A Socket 45A	VX9700PS	VX9700SS	VX9700SB
Shaver Dual Voltage 230V/115V	VX9800PS	VX9800SS	VX9800SB

DATA & COMMUNICATIONS

Telephone Master Socket	VX9974PS	VX9974SS	VX9974SB
Telephone Secondary Socket	VX9984PS	VX9984SS	VX9984SB
Co-Axial TV Socket	VX9992PS	VX9992SS	VX9992SB
Twin TV Co-Axial Socket	VX9993PS	VX9993SS	VX9993SB
1 gang 1 Module Communication Plate	-	-	-
1 gang 2 Module Communication Plate	VX9062PS	VX9062SS	VX9062SB
2 gang 4 Module Communication Plate	VX9064PS	VX9064SS	VX9064SB
Blanking Plate 1 Gang	VX9991PS	VX9991SS	VX9991SB
Blanking Plate 2 Gang	VX9996PS	VX9996SS	VX9996SB



LOUNGE PLATES

Lounge Plate 2x13A 2G Sockets + 2x3 data modules	VX1590PS	VX1590SS	-
--	----------	----------	---

Note: PS, SS and SB Products are available with Black Inserts - Add **BK** to the List Number ie: VX1020SS**BK**. Some Black insert Products may be made to order

ROUND EDGE

ANGLED EDGE



-	-	-
VX1020RBN	VX1020RBB	VX1020APC
VX1040RBN	VX1040RBB	VX1040APC
VX1050RBN	VX1050RBB	VX1050APC
VX1054RBN	VX1054RBB	VX1054APC
VX1030RBN	VX1030RBB	VX1030APC
VX1013RBN	VX1013RBB	VX1013APC
-	-	-
VX1120RBN	VX1120RBB	VX1120APC
VX1140RBN	VX1140RBB	VX1140APC
VX1150RBN	VX1150RBB	VX1150APC
VX1130RBN	VX1130RBB	VX1130APC
-	-	-
VX0400LVRBN	VX0400LVRBB	VX0400LVAPC
VX0252LVRBN	VX0252LVRBB	VX0252LVAPC
VX0253LVRBN	VX0253LVRBB	VX0253LVAPC
-	-	-
VX0400RBNPU	VX0400RBBPU	VX0400APCPU
VX0252RBNPU	VX0252RBBPU	VX0252APCPU
VX0253RBNPU	VX0253RBBPU	VX0253APCPU
VX0254RBNPU	VX0254RBBPU	VX0254APCPU
VX0500TRDRBN	VX0500TRDRBB	VX0500TDAP
VX0400TRDRBN	VX0400TRDRBB	VX0400TRDAPC
-	-	-
-	-	-
VX1300RBN/D	VX1300RBB/D	VX1300APC/D
VX1500RBN/D	VX1500RBB/D	VX1500APC/D
VX9905RBN	VX9905RBB	VX9905APC
-	-	-
VX1090RBN	VX1090RBB	VX1090APC
VX1080RBN	VX1080RBB	VX1080APC
VX1081RBN	VX1081RBB	VX1081APC
-	-	-
VX1060RBN	VX1060RBB	VX1060APC
VX9712RBN	VX9712RBB	VX9712APC
VX9703RBN	VX9703RBB	VX9703APC
VX9700RBN	VX9700RBB	VX9700APC
VX9800RBN	VX9800RBB	VX9800APC
-	-	-
VX9974RBN	VX9974RBB	VX9974APC
VX9984RBN	VX9984RBB	VX9984APC
VX9992RBN	VX9992RBB	VX9992APC
VX9993RBN	VX9993RBB	VX9993APC
VX9061RBBN	VX9061RBB	VX9061APC
VX9062RBBN	VX9062RBB	VX9062APC
-	-	-
VX9991RBN	VX9991RBB	VX9991APC
VX9996RBN	VX9996RBB	VX9996APC
-	-	-

The Volex Accessories Flatplate range of metal plate accessories offers a clean and slim solution with a decorative finish for residential dwellings. Products are available in Polished Chrome, Stainless Steel, Black Nickel, Brushed Brass and Polished Brass plates with a choice of white or black inserts on certain finishes.



Polished Chrome



Stainless Steel



Black Nickel



Brushed Brass



Polished Brass



10AX SWITCHES

LIST NO	DESCRIPTION	CARTON QTY
VX3020 __	1 gang 2 way switch	1
VX3030 __	1 gang intermediate switch	1
VX3040 __	2 gang 2 way switch	1
VX3050 __	3 gang 2 way switch	1
VX3054 __	4 gang 2 way switch	1

- BS EN 60669-1
- Terminals suitable for 4x1.0mm² or 3x1.5mm² conductors



TOGGLE SWITCHES


LIST NO	DESCRIPTION	CARTON QTY
VX3120 __	1 gang 2 way	1
VX3140 __	2 gang 2 way	1
VX3150 __	3 gang 2 way	1
VX3130 __	Intermediate	1

- BS EN 60669-1



DIMMERS


LIST NO	DESCRIPTION	CARTON QTY
VX3252 __PU	2 gang 250W Dimmer	1
VX3400 __PU	1 gang 400W Dimmer	1
VX3253 __PU	3 gang 250W Dimmer	1
VX3254 __PU	4 gang 250W Dimmer	1
VX3400LV __	1 gang 400W Low Voltage Dimmer	1
VX3252LV __	2 gang 250W Low Voltage Dimmer	1
VX3253LV __	3 gang 250W Low Voltage Dimmer	1
VX3005TDBN	Touch Dimmer 500W	1
VX3400TRDBN	Touch/RemoteDimmer 400W	1



SWITCHED SOCKETS

LIST NO	DESCRIPTION	CARTON QTY
VX3300 __/D	1 gang DP Switched Socket	1
VX3500 __/D	2 gang DP Switched Socket	1
VX3905 __	5A Switched Socket	1

- BS 1363
- Terminals suitable for up to 3x2.5mm² or 2x4.0mm² conductors



13A FUSED CONNECTION UNITS

LIST NO	DESCRIPTION	CARTON QTY
VX3080 __	DP switched	1
VX3081 __	DP switched with neon	1
VX3090 __	Unswitched	1

- BS 1363
- Terminals suitable for up to 3x2.5mm² or 2x4.0mm² conductors

Flush back boxes must be at least 5mm below the surface of the wall.

SS - Brushed Stainless Steel - White interior as standard (add **BK** suffix for Black) ie:VX3080SSBK

PS - Polished Chrome - White interior as standard (add **BK** suffix for Black) ie:VX3080PSBK

PB - Polished Brass - Black interior as standard (add **WH** suffix for White) ie:VX3080PBWH

BN - Black Nickel - Black interior as standard

BB - Brushed Brass - White interior as standard

Indicate the finish required by adding the suffix to the List Number ie:VX3500SS/D

Technical detail - page 72



VX3013PS

6AX ISOLATOR

LIST NO	DESCRIPTION	CARTON QTY
VX3013 __	TP Fan Isolator	1

- BS EN 60669-1, BS EN 60947-3
- Terminals suitable for 4x1.0mm² or 3x1.5mm² conductors



VX3060SS

20A SWITCH

LIST NO	DESCRIPTION	CARTON QTY
VX3060 __	1 gang Switch with neon	1

- BS EN 60669-1
- Terminals suitable for 3x2.5mm² or 2x4.0mm² conductors



VX3712BN

45A SWITCH

LIST NO	DESCRIPTION	CARTON QTY
VX3712 __	1 gang Switch with neon	1
VX3703 __	2 gang Switch	1

- BS EN 60669-1
- Terminals suitable for up to 1x16mm² conductor



VX3700PB

45A COOKER CONTROL SWITCH

LIST NO	DESCRIPTION	CARTON QTY
VX3700 __	Cooker Switch with neon	1

- BS 4177, BS 1363
- Terminals suitable for up to 1x16mm² conductor

Flush back boxes must be at least 5mm below the surface of the wall.

SS - Brushed Stainless Steel - White interior as standard (add **BK** suffix for Black) ie:VX3080SSBK

PS - Polished Chrome - White interior as standard (add **BK** suffix for Black) ie:VX3080PSBK

PB - Polished Brass - Black interior as standard (add **WH** suffix for White) ie:VX3080PBWH

BN - Black Nickel - Black interior as standard

BB - Brushed Brass - White interior as standard

Indicate the finish required by adding the suffix to the List Number ie:VX3500SS/D



VX3800SS

SHAVER SOCKET

LIST NO	DESCRIPTION	CARTON QTY
VX3800 __	Dual Voltage Shaver Socket	1

- BSEN 61558
- Terminals suitable 2x2.5mm² conductors



VX3974PB

TELEPHONE OUTLETS

LIST NO	DESCRIPTION	CARTON QTY
VX3974 __	Telephone Master	1
VX3984 __	Telephone Secondary	1



VX3992PS

COAXIAL OUTLET

LIST NO	DESCRIPTION	CARTON QTY
VX3992 __	1 gang non isolated	1
VX3993 __	2 gang non isolated	1

- BS 3041 where applicable



VX3061BB

COMMUNICATION MOUNTING PLATE

LIST NO	DESCRIPTION	CARTON QTY
VX3061 __	1 gang 1 module mounting plate	1
VX3062 __	1 gang 2 module mounting plate	1

Refer to page 17 for compatible modules



VX3991PS

BLANKING PLATES

LIST NO	DESCRIPTION	CARTON QTY
VX3991 __	1 gang blank plate	1
VX3996 __	2 gang blank plate	1

Flush back boxes must be at least 5mm below the surface of the wall.

SS - Brushed Stainless Steel - White interior as standard (add **BK** suffix for Black) ie:VX3080SSBK

PS - Polished Chrome - White interior as standard (add **BK** suffix for Black) ie:VX3080PSBK

PB - Polished Brass - Black interior as standard (add **WH** suffix for White) ie:VX3080PBWH

BN - Black Nickel - Black interior as standard

BB - Brushed Brass - White interior as standard

Indicate the finish required by adding the suffix to the List Number ie:VX3500SS/D

Technical detail - page 72

**10AX SWITCHES**

1G 2 Way Switch 10A	VX3020PS	VX3020SS
2G 2 Way Switch 10A	VX3040PS	VX3040SS
3G 2 Way Switch 10A	VX3050PS	VX3050SS
4G 2 Way Switch 10A	VX3054PS	VX3054SS
Intermediate Switch	VX3030PS	VX3030SS
Fan Isolating Switch	VX3013PS	VX3013SS

TOGGLE SWITCHES

1G 2 Way Toggle Switch	VX3120PS	VX3120SS
2G 2 Way Toggle Switch	VX3140PS	VX3140SS
3G 2 Way Toggle Switch	VX3150PS	VX3150SS
Intermediate Toggle Switch	VX3130PS	VX3130SS

DIMMERS

Dimmer 2 Way Mains/LV 1x400W/400VA	VX3400LVPS	VX3400LVSS
Dimmer 2 Way Mains/LV 2x250W/250VA	VX3252LVPS	VX3252LVSS
Dimmer 2 Way Mains/LV 3x250W/250VA	VX3253LVPS	VX3253LVSS
1G Dimmer 2 Way Mains 1X400W	VX3400PSPU	VX3400SSPU
2G Dimmer 2 Way Mains 2X250W	VX3252PSPU	VX3252SSPU
3G Dimmer 1 Way Mains 3X250W	VX3253PSPU	VX3253SSPU
4G Dimmer 1 Way Mains 4X250W	VX3254PSPU	VX3254SSPU
Touch Dimmer 1 Way 1X500W/500VA	VX3005TDPS	VX3005TDSS
Touch/Remote Dimmer 1 Way 1X400W	VX3400TRDPS	VX3400TRDSS

SOCKET OUTLETS

13A 1G Switched Socket Outlet DP	VX3300PS/D	VX3300SS/D
13A 2G Switched Socket Outlet DP	VX3500PS/D	VX3500SS/D
5A Switched Socket Outlet SP	VX3905PS	VX3905SS

FUSED CONNECTION UNITS

Unswitched Fused Connection Unit 13A	VX3090PS	VX3090SS
Switched Fused Connection Unit 13A	VX3080PS	VX3080SS
Switched Fused Connection Unit 13A & Neon	VX3081PS	VX3081SS

CONTROL SWITCHES



1G DP 20A Switch With Neon	VX3060PS	VX3060SS
Cooker Switch 1G Plate 45A	VX3712PS	VX3712SS
Cooker Switch 2G Plate 45A	VX3703PS	VX3703SS
Cooker Control Unit with Neon & 13A Socket 45A	VX3700PS	VX3700SS
Shaver Dual Voltage 230V/115V	VX3800PS	VX3800SS

DATA & COMMUNICATIONS

Telephone Master Socket	VX3974PS	VX3974SS
Telephone Secondary Socket	VX3984PS	VX3984SS
Co-Axial TV Socket	VX3992PS	VX3992SS
Twin TV Co-Axial Socket	VX3993PS	VX3993SS
1 gang 1 Module Communication Plate	VX3061PS	VX3061SS
1 gang 2 Module Communication Plate	VX3062PS	VX3062SS
Blanking Plate 1 Gang	VX3991PS	VX3991SS
Blanking Plate 2 Gang	VX3996PS	VX3996SS


Note: Polished Chrome and Stainless Steel Products are available with Black Inserts - Add **BK** to the List Number ie: VX3020SSBK.

FLAT PLATE



VX3020BN	VX3020BB	VX3020PB
VX3040BN	VX3040BB	VX3040PB
VX3050BN	VX3050BB	VX3050PB
VX3054BN	VX3054BB	VX3054PB
VX3030BN	VX3030BB	VX3030PB
VX3013BN	VX3013BB	VX3013PB
VX3120BN	VX3120BB	VX3120PB
VX3140BN	VX3140BB	VX3140PB
VX3150BN	VX3150BB	VX3150PB
VX3130BN	VX3130BB	VX3130PB
VX3400LVBN	VX3400LVBB	VX3400LVPB
VX3252LVBN	VX3252LVBB	VX3252LVPB
VX3253LVBN	VX3253LVBB	VX3253LVPB
VX3400BNPU	VX3400BBPU	VX3400PBPU
VX3252BNPU	VX3252BBPU	VX3252PBPU
VX3253BNPU	VX3253BBPU	VX3253PBPU
VX3254BNPU	VX3254BBPU	VX3254PBPU
VX3005TDBN	VX3005TDBB	VX3005TDPB
VX3400TRDBN	VX3400TRDBB	VX3400TRDPB
VX3300BND	VX3300BB/D	VX3300PB/D
VX3500BND	VX3500BB/D	VX3500PB/D
VX3905BN	VX3905BB	VX3905PB
VX3090BN	VX3090BB	VX3090PB
VX3080BN	VX3080BB	VX3080PB
VX3081BN	VX3081BB	VX3081PB
VX3060BN	VX3060BB	VX3060PB
VX3712BN	VX3712BB	VX3712PB
VX3703BN	VX3703BB	VX3703PB
VX3700BN	VX3700BB	VX3700PB
VX3800BN	VX3800BB	VX3800PB
VX3974BN	VX3974BB	VX3974PB
VX3984BN	VX3984BB	VX3984PB
VX3992BN	VX3992BB	VX3992PB
VX3993BN	VX3993BB	VX3993PB
VX3061BN	VX3061BB	VX3061PB
VX3062BN	VX3062BB	VX3062PB
VX3991BN	VX3991BB	VX3991PB
VX3996BN	VX3996BB	VX3996PB

The elegance of Georgian and the sophistication of Victorian provide two finishes to meet the needs of any residential environment. Manufactured from quality cast brass, with oven-baked lacquer coating for added protection. Volex Accessories cast brass is available fitted with black interiors as standard, white available on request.



10AX PLATE SWITCHES

LIST NO	DESCRIPTION	CARTON QTY
VB1020 __	1 gang 2 way switch	5
VB1030 __	1 gang intermediate switch	5
VB1040 __	2 gang 2 way switch	5
VB1050 __	3 gang 2 way switch	5
VB1054 __	4 gang 2 way switch	5


- BS EN 60669-1, BS3676
- Terminals suitable for 4x1mm² 2x2.5mm² or 3x1.5mm² conductors
- Fully rated at 10AX for fluorescent loads

Dimensions

- 1-3 gang: 94.6mmx94.6mm
- 4 gang: 154.5mmx94.6mm

Mounting boxes

- Flush metal: 1-3 gang SB623; 4 gang SB665



250W DIMMERS

LIST NO	DESCRIPTION	CARTON QTY
VB0250 __ PU	1 gang push on/off dimmer	10
VB0252 __ PU	2 gang push on/off dimmer	5


- Complies with EMC directive
- Terminal suitable for 3x1.5mm² conductors
- Can be used 1 or 2 way
- For use with tungsten filament lamp only

Dimensions

- 94.6mmx94.6mm

Mounting box

- Flush metal: SB655



400W DIMMERS

LIST NO	DESCRIPTION	CARTON QTY
VB0400 __ PU	1 gang push on/off dimmer	5

- Complies with EMC directive
- Can be used 1 or 2 way
- For use under tungsten filament lamp only

Dimensions

- 94.6mmx94.6mm

Mounting box

- Flush metal: SB655

Decorative Brass Accessories are available in the following finishes: GE-Georgian or VI-Victorian. Indicate the finish that you require by adding the suffix to the list number. eg. VB1020GE



20A DP SWITCHES

LIST NO	DESCRIPTION	CARTON QTY
VB1060 __	20A DP switch with neon	5

- BS EN 60669-1, BS3676
- Terminals suitable for 3x2.5mm² or 2x4.0mm² conductor

Dimensions
94.6mmx94.6mm

Mounting boxes
Flush metal:SB655
Flush PVC:VX8111




45A DP SWITCHES

LIST NO	DESCRIPTION	CARTON QTY
VB9702 __	45A DP switch with neon	5

- BS3676
- Terminals suitable for up to 1x16mm² cable

Dimensions
154.5mmx94.6mm

Mounting box
Flush metal:SB628




13A SOCKET OUTLETS

LIST NO	DESCRIPTION	CARTON QTY
VB1300 __	1 gang SP switched socket	5
VB1500 __	2 gang SP switched socket	5

- BS1363
- Terminals suitable for up to 3x2.5mm² or 2x4.0mm² conductors
- Double pole switching available. Suffix list no. -/D i.e.VB1500GE/D
- 2 gang DP sockets come with twin earth as standard

Dimensions
1 gang: 94.6mmx94.6mm, 2 gang: 154.5mmx94.6mm

Mounting boxes
Flush metal: 1 gang SB655; 2 gang SB665



13A FUSED CONNECTION UNITS

LIST NO	DESCRIPTION	CARTON QTY
VB1080 __	Switched fuse connection unit	5
VB1081 __	Switched fuse connection unit with neon	5

- BS1363
- Terminals suitable for 3x2.5mm² or 2x4.0mm² conductors

Dimensions

94.6mmx94.6mm

Mounting box

Flush metal:SB655



BLANKING PLATES

LIST NO	DESCRIPTION	CARTON QTY
VB9991 __	1 gang	5
VB9996 __	2 gang	5

Dimensions

1 gang: 94.6mmx94.6mm

2 gang: 154.5mmx94.6mm



WHITE INTERIORS

Both the Georgian and Victorian ranges are available in white
Add suffix **W** to list number, eg VB1300GE**W**

Note: Some items may be made to order with white insert

Designed for use in the industrial and commercial environment, the Volex Accessories Metalclad range is manufactured from mild steel and coated in epoxy resin. Each product is supplied complete with a mounting box in a matching finish, fitted with an earth terminal.



10AX SWITCHES

LIST NO	DESCRIPTION	CARTON QTY
VX1010SG	1 gang 1 way	5
VX1020SG	1 gang 2 way	5
VX1030SG	1 gang intermediate	5
VX1040SG	2 gang 2 way	5
VX1050SG	3 gang 2 way	5
VX1054SG	4 gang 2 way	5

- BS EN 60669-1
- Terminals suitable for 4x1.0mm², 3x1.5mm², or 2x2.5mm² conductors
- Fully rated at 10AX for fluorescent and inductive loads

Dimensions

- 1 gang 86.7mmx86.7mmx44mm
- 2 gang 143.9mmx86.7mmx44mm



20A DP CONTROL SWITCHES

LIST NO	DESCRIPTION	CARTON QTY
VX1060SG	1 gang with neon indicator	5
VX1060FSG	1 gang with neon, front flex outlet & cord grip	5
VX1070SG	1 gang	5
VX1070FSG	1 gang with front flex outlet & cord grip	5

- BS EN 60669-1
- Terminals suitable for up to 3x2.5mm² to 2x4mm² conductors
- Cord outlet, suitable for flexible cord up to 10mm²

Dimensions

- 86.7mmx86.7mmx44mm



13A SOCKET OUTLETS

LIST NO	DESCRIPTION	CARTON QTY
VX9100SG	1 gang socket	5
VX9200SG	2 gang socket	5
VX1300SG	1 gang SP switched	5
VX1500SG	2 gang SP switched	5
VX1400SG	1 gang SP switched with neon	5
VX1600SG	2 gang SP switched with neon	5

- BS1363
- Terminals suitable for 3x2.5mm² or 2x4mm² conductors
- Double pole switching available. Suffix list no. -/D i.e.VX1500SG/D
- 2 gang DP sockets come with twin earth as standard

Dimensions

- 1 gang: 86.7mmx86.7mmx44mm
- 2 gang: 143.9mmx86.7mmx44mm



13A 30mA METALCLAD RCD PROTECTED SOCKETS & FCU

LIST NO	DESCRIPTION	CARTON QTY
VT1108SG	1 gang switched RCD protected socket outlet	1
VT1208SG	2 gang switched RCD protected socket outlet	1
VT1092SG	RCD Fused Connection Unit	1

- Socket outlets to BS7288
- FCU to BS4293
- Double pole switching
- Terminals suitable for 3x2.5mm² or 2x4.0mm² conductors

Dimensions

- 1 gang: 86.7mmx86.7mmx44mm
- 2 gang: 143.9mmx86.7mmx44mm



15A ROUND PIN SWITCHES

LIST NO	DESCRIPTION	CARTON QTY
VX9900SG	Switched socket outlet	5

- BS546
- 1 gang shuttered single pole

Dimensions

- 86.7mmx86.7mmx44mm



13A FUSED CONNECTION UNITS

LIST NO	DESCRIPTION	CARTON QTY
VX1080SG	DP switched	5
VX1080SG/F	DP switched with front flex outlet & cord grip	5
VX1081SG	DP switched with neon	5
VX1081SG/F	DP switched with neon, front flex outlet & cord grip	5
VX1090SG	13A unswitched	5
VX1090FSG	13A unswitched with front flex outlet & cord grip	5
VX1091SG	13A unswitched with neon	5
VX1091FSG	13A unswitched with neon, front flex outlet & cord grip	5

- BS1363
- Terminals suitable for 3x2.5mm² or 2x4mm² conductors
- Cord outlet suitable for flexible cord up to 10mm²

Dimensions

86.7mmx86.7mmx44mm



45A DP SWITCHES

LIST NO	DESCRIPTION	CARTON QTY
VX9702SG	45A DP switch with neon	1
VX9703SG	45A DP switch	1

- BS EN 60669-1
- Terminals suitable for conductor sizes up to 1x16mm²
- The following markings are available; add the appropriate suffix to the list number; eg VX9702SG/CK:

COOKER – **CK**

SHOWER – **SH**

AIR CONDITIONING – **AC**

Dimensions

143.9mmx86.7mmx44mm



BLANKING PLATES

LIST NO	DESCRIPTION	CARTON QTY
VX9991SG	1 gang	5
VX9996SG	2 gang	5

Dimensions

1 gang 86.7mmx86.7mmx44mm

2 gang 143.9mmx86.7mmx44mm



The Volex Accessories Weatherproof Range offers a variety of products designed to provide the protection needed when using power outdoors. The Switches, Sockets and Connection Units have been tested to IP55 (dust and splash protected) and power controllers and enclosures have been tested to IP66 (dust tight and hose proof).

The smooth aesthetics and tough build quality make the range ideal for domestic and commercial usage. Applications include permanent installation for controlling exterior lighting and power to outdoor equipment such as ponds. Other uses include power for portable electrically operated devices such as lawnmowers and power tools.





VX5020

VX5040



VX5100

VX5200



VX5300



VX5090



VX5030



VX5050

20A SWITCHES IP55

LIST NO	DESCRIPTION	CARTON QTY
VX5020	1 Gang 2 Way Switch	1
VX5040	2 Gang 2 Way Switch	1

BS EN 60669-1:2000, BS EN60529

Dimensions	Knockouts
Height 87mm	1 x 20mm Each side
Width 74mm	1 x 20mm Top & Bottom
Depth 60mm	1 x 20mm Back

13A SOCKET OUTLETS IP55

LIST NO	DESCRIPTION	CARTON QTY
VX5100	1 Gang Unswitched socket	1
VX5200	2 Gang Unswitched socket	1
VX5300	1 Gang Switched Socket	1

BS 1363, BS EN60529

Dimensions	Knockouts
1 Gang	
Height 87mm	1 x 20mm Each side
Width 74mm	1 x 20mm Top & Bottom
Depth 60mm	1 x 20mm Back

2 Gang	
Height 94.5mm	1 x 20mm Each side
Width 126mm	3 x 20mm Top & Bottom
Depth 60mm	1 x 20mm Back

13A FUSED CONNECTION UNITS IP55

LIST NO	DESCRIPTION	CARTON QTY
VX5080	Switched Connection Unit	1
VX5090	Unswitched Connection Unit	1

BS 1363-4, BS EN60529

Dimensions	Knockouts
Height 87mm	1 x 20mm Each side
Width 74mm	1 x 20mm Top & Bottom
Depth 69mm	1 x 20mm Back


SWITCH POWER CONTROLLERS IP66

LIST NO	DESCRIPTION	CARTON QTY
VX5030	3 Switch 13A Power Controller	1
VX5050	5 Switch 13A Power Controller	1

BS 1363-4, BS EN60529

Dimensions
3 Switch
Height 103mm
Width 160mm
Depth 56mm

5 Switch
Height 103mm
Width 225mm
Depth 56mm



WEATHERPROOF ENCLOSURES IP66

LIST NO	DESCRIPTION	CARTON QTY
VX5073	86 x 74 x 63mm	1
VX5123	86 x 125 x 63mm	1
VX5180	110 x 181 x 97mm	1
VX5270	186 x 276 x 132mm	1

BS5733, BS EN60529

Dimensions	Knockouts
VX5073	VX5073
Height 86mm	1 x 20mm Each side
Width 74mm	1 x 20mm Top & Bottom
Depth 63mm	1 x 20mm Back

Dimensions	Knockouts
VX5123	VX5123
Height 86mm	1 x 20mm Each side
Width 125mm	3 x 20mm Top & Bottom
Depth 63mm	1 x 20mm Back

Dimensions	Knockouts
VX5180	VX5180
Height 110mm	2 x 20mm Each side
Width 181mm	3 x 20mm Top & Bottom
Depth 97mm	

Dimensions	Knockouts
VX5270	VX5270
Height 186mm	2 x 20mm Each side
Width 276mm	3 x 20mm Top & Bottom
Depth 132mm	



OUTDOOR POWER BOX IPX4

LIST NO	DESCRIPTION	CARTON QTY
VX5001	224mm x 334mm x 161mm	1

Dimensions
Height 334mm
Width 224mm
Depth 161mm



ANCILLARY ITEMS

LIST NO	DESCRIPTION	CARTON QTY
VX5002	Cable Gland Pack IP66 (x2)	12
VX5003	Grommet Pack IP55 (x2)	14
VX5004	Cable Connector IP68	10

VX5002	BS EN60529, BS EN50262
VX5003	BS EN60529
VX5004	BS1363-4, BS EN60529

The Volex Accessories panel mounting range of interiors is suitable for a wide variety of OEM applications, from perimeter trunking to decorative accessories. Available in white or black, the same quality features are offered as in the rest of the accessory range, including double pole switching on sockets and arc shielding on 10AX and 20A switches.





10AX SWITCHES

LIST NO	DESCRIPTION	CARTON QTY
MC1020	1 gang 2 way	10
MC1030	1 gang intermediate	10
MC1040	2 gang 2 way	10
MC1050	3 gang 2 way	10
MC1054	4 gang 2 way	5

- BS EN 60669-1, BS3676
- Terminals suitable for 4x1.0mm², 3x1.5mm², 2x2.5mm² conductors



CONTROL SWITCHES

LIST NO	DESCRIPTION	CARTON QTY
MC1060	20A DP switch unit with neon	10
MC1070	20A DP switch unit	10
MC9702	45A DP switch unit with neon	5

- BS EN 60669-1, BS3676
- MC1060 terminals suitable for 3x2.5mm² or 2x4.0mm² conductors
- MC9702 terminals suitable for 1x16mm² conductor



SOCKET OUTLETS

LIST NO	DESCRIPTION	CARTON QTY
MC9100	13A 1 gang Unswitched socket	10
MC9200	13A 2 gang Unswitched socket	5
MC1300	13A SP 1 gang switched socket	10
MC1500	13A SP 2 gang switched socket	5
MC9901	2A 1 gang Unswitched socket	10

- BS1363/BS5546 as appropriate
- Terminals suitable for up to 3x2.5mm² or 2x4.0mm² conductors
- Double pole switching available. Suffix list no. -/D ie MC 1500/D
- 2 gang DP sockets come with twin earth as standard



13A FUSED CONNECTION UNITS

LIST NO	DESCRIPTION	CARTON QTY
MC1080	13A switched fused connection unit	10
MC1081	13A switched fused connection unit with neon	10

- BS1363
- Terminals suitable for 3x2.5mm² or 2x4.0mm² conductors
- Black mouldings available to order. Suffix list no. with



COMMUNICATION OUTLETS

LIST NO	DESCRIPTION	CARTON QTY
MC9992	1 gang coaxial TV outlet, non-isolated	10
MC9993	2 gang coaxial TV outlet, non-isolated	10
MC9974	1 gang telephone master outlet	10
MC9984	1 gang telephone secondary outlet	10

For black interiors please add BK to the list number ie: MC9992BK

In the home, workshop or outdoors, any factors such as dampness, faulty wiring, frayed cords and other hazards can contribute towards a potentially lethal situation when using electric irons, extension leads, lawn mowers, hedge trimmers and other portable electrical equipment and appliances.

Protector residual current device (RCD) products provide personal protection and minimise the risk of electric shock from earth faults.

For added safety, the electronic sensing device within Protector products becomes active only when the reset button is pressed.





13A 30mA FLUSH RCD PROTECTED SOCKETS & FCU

LIST NO	DESCRIPTION	CARTON QTY
VT1108	1 gang switched RCD protected socket outlet	1
VT1208	2 gang switched RCD protected socket outlet	1
VT1092	RCD Fused Connection Unit	1

- Socket outlets to BS7288
- FCU to BS4293
- Double pole switching
- Terminals suitable for up to 3x2.5mm² or 2x4.0mm² conductors

Dimensions

1G: 86mmx86mm with 60.3mm fixing centres
 FCU: 86mmx86mm with 60.3mm fixing centres
 2G: 146mmx86mm with 120.6mm fixing centres

Mounting boxes

Surface moulded: 1G & FCU: VX9405 2G: VX9417
 Flush metal: 1G & FCU: SB615 2G: SB625



13A 30mA METALCLAD RCD PROTECTED SOCKETS & FCU


LIST NO	DESCRIPTION	CARTON QTY
VT1108SG	1 gang switched RCD protected socket outlet	1
VT1208SG	2 gang switched RCD protected socket outlet	1
VT1092SG	RCD Fused Connection Unit	1

- Socket outlets to BS7288
- FCU to BS4293
- Double pole switching
- Terminals suitable for up to 3x2.5mm² or 2x4.0mm² conductors

Dimensions

1G: 86.7mmx86.7mmx44mm
 2G: 143.9mmx86.7mmx44mm





The Volex Accessories Circuit Protection range includes Insulated and full Metal cased Consumer Units, MCBs, RCCBs, and one and two module RCBOs. Mainswitch and RCCB Incomer units range from 2 to 19 outgoing ways, Splitload units 6, 9, 12 and 17 outgoing ways, High Integrity and Dual RCD units in a variety of 10 and 15 outgoing ways.

The Range is designed to be easy to install and ideally suited to domestic applications with:

- Full DIN rail which allows for use of DIN Accessories ie: Timers, Contactors
- Raised DIN rail providing top and bottom wiring routes
- Large cable entries for single point cable entry applications
- Neutral and Earth terminals all at the top of the enclosure
- Large Enclosures allowing additional wiring space
- All round cable entry - top, bottom, sides and rear





VCU14MS

MAIN SWITCH INCOMER

LIST NO	DESCRIPTION
VCU2MS	2 way Insulated Consumer Unit 63A Incomer
VCU5MS	5 way Insulated Consumer Unit 100A Incomer
VCU8MS	8 way Insulated Consumer Unit 100A Incomer
VCU11MS	11 way Insulated Consumer Unit 100A Incomer
VCU14MS	14 way Insulated Consumer Unit 100A Incomer
VCU19MS	19 way Insulated Consumer Unit 100A Incomer



VCU12SLF

SPLITLOAD BOARD

LIST NO	DESCRIPTION
VCU6SLF	6 way Insulated Flexible Splitload Consumer Unit
VCU9SLF	9 way Insulated Flexible Splitload Consumer Unit
VCU12SLF	12 way Insulated Flexible Splitload Consumer Unit
VCU17SLF	17 way Insulated Flexible Splitload Consumer Unit



VCU31

HIGH INTEGRITY

LIST NO	DESCRIPTION
VCU31	10 way High Integrity MS+2 RCD+4 RCD+4
VCU32	10 way High Integrity MS+4 RCD+3 RCD+3
VCU33	15 way High Integrity MS+2 RCD+6 RCD+7
VCU34	15 way High Integrity MS+4 RCD+6 RCD+5
VCU35	15 way High Integrity MS+6 RCD+5 RCD+4



VCU16

DUAL RCD

LIST NO	DESCRIPTION
VCU16	5 + 5 Dual RCD Splitload Consumer Unit
VCU17	7 + 8 Dual RCD Splitload Consumer Unit



RCD INCOMER

LIST NO	DESCRIPTION
VCU2RCD	2 way Consumer Unit 63A 30mA Incomer
VCU5RCD	5 way Consumer Unit 80A 30mA Incomer
VCU8RCD	8 way Consumer Unit 80A 30mA Incomer
VCU11RCD	11 way Consumer Unit 80A 30mA Incomer
VCU14RCD	14 way Consumer Unit 80A 30mA Incomer
VCU19RCD	19 way Consumer Unit 80A 30mA Incomer
VCUSHOWERKIT	2 way Consumer Unit 63A 30mA Incomer populated with 1x 50A MCB
VCGKIT	2 way IP65 consumer unit 40A 30mA RCD Incomer populated with 1x16A + 1x6A MCB

17th EDITION SOLUTIONS USING VOLEX ACCESSORIES CONSUMER UNITS

MAIN SWITCH UNIT

Utilising RCBOs throughout would provide a secure dedicated 30mA protected supply to every circuit.
Example of a typical Installation where complete 30mA protection and all independent circuits are required.

SPLIT LOAD UNIT

A small group of circuits on the RCD and all others on independent devices (RCBO).
Example of a typical Installation where complete 30mA protection and some independent circuits are required.

HIGH INTEGRITY CONSUMER UNIT

Uses two RCD protected sections and a number of ways for dedicated (High Integrity) circuits using 30mA RCBOs.
Example of a typical Installation where complete 30mA protection is required and two independent circuits are necessary.

DUAL RCD CONSUMER UNIT

Comprises of two sections - each protected by a 30mA RCD.
Example of a typical Installation where complete 30mA protection is required, but no independent circuits are necessary.



VCU5MMS

MAIN SWITCH INCOMER

LIST NO	DESCRIPTION
VCU2MMS	2 way Metal Consumer Unit 63A Incomer
VCU5MMS	5 way Metal Consumer Unit 100A Incomer
VCU8MMS	8 way Metal Consumer Unit 100A Incomer
VCU11MMS	11 way Metal Consumer Unit 100A Incomer
VCU14MMS	14 way Metal Consumer Unit 100A Incomer
VCU19MMS	19 way Metal Consumer Unit 100A Incomer



VCU9MSLF

SPLITLOAD BOARD

LIST NO	DESCRIPTION
VCU6MSLF	6 way Metal Flexible Splitload Consumer Unit
VCU9MSLF	9 way Metal Flexible Splitload Consumer Unit
VCU12MSLF	12 way Metal Flexible Splitload Consumer Unit
VCU17MSLF	17 way Metal Flexible Splitload Consumer Unit



VCU41

HIGH INTEGRITY

LIST NO	DESCRIPTION
VCU41	10 way High Integrity MS+2 RCD+4 RCD+4
VCU42	10 way High Integrity MS+4 RCD+3 RCD+3
VCU43	15 way High Integrity MS+2 RCD+6 RCD+7
VCU44	15 way High Integrity MS+4 RCD+6 RCD+5
VCU45	15 way High Integrity MS+6 RCD+5 RCD+4

* Metal High Integrity boards are made to order



VCU26

DUAL RCD

LIST NO	DESCRIPTION
VCU26	5 + 5 Dual RCD Splitload Consumer Unit
VCU27	7 + 8 Dual RCD Splitload Consumer Unit

* Metal Dual RCD boards are made to order



VCU2MRCD

RCD INCOMER

LIST NO	DESCRIPTION
VCU2MRCD	2 way Metal Consumer Unit 63A 30mA Incomer
VCU5MRCD	5 way Metal Consumer Unit 80A 30mA Incomer
VCU8MRCD	8 way Metal Consumer Unit 80A 30mA Incomer
VCU11MRCD	11 way Metal Consumer Unit 80A 30mA Incomer
VCU14MRCD	14 way Metal Consumer Unit 80A 30mA Incomer
VCU19MRCD	19 way Metal Consumer Unit 80A 30mA Incomer

17th EDITION SOLUTIONS USING VOLEX ACCESSORIES CONSUMER UNITS

MAIN SWITCH UNIT

Utilising RCBOs throughout would provide a secure dedicated 30mA protected supply to every circuit.
Example of a typical Installation where complete 30mA protection and all independent circuits are required.

SPLIT LOAD UNIT

A small group of circuits on the RCD and all others on independent devices (RCBO).
Example of a typical Installation where complete 30mA protection and some independent circuits are required.

HIGH INTEGRITY CONSUMER UNIT

Uses two RCD protected sections and a number of ways for dedicated (High Integrity) circuits using 30mA RCBOs.
Example of a typical Installation where complete 30mA protection is required and two independent circuits are necessary.

DUAL RCD CONSUMER UNIT

Comprises of two sections - each protected by a 30mA RCD.
Example of a typical Installation where complete 30mA protection is required, but no independent circuits are necessary.



MCBs

LIST NO	DESCRIPTION
VB06-B	6A Type B 6kA
VB10-B	10A Type B 6kA
VB16-B	16A Type B 6kA
VB20-B	20A Type B 6kA
VB32-B	32A Type B 6kA
VB40-B	40A Type B 6kA
VB50-B	50A Type B 6kA



BLANKS

LIST NO	DESCRIPTION
VBL	2 x 1/2 module blank
VBLPP	Twist fit 1 module Blank
VCUBLPP	Combined 1 way cover & Busbar Blank



1 MODULE RCBOs

TYPE B	TYPE C	DESCRIPTION
VRCBO06/1B	VRCBO06/1C	6A 30mA 1 Mod. Single Pole RCBO
VRCBO10/1B	VRCBO10/1C	10A 30mA 1 Mod. Single Pole RCBO
VRCBO16/1B	VRCBO16/1C	16A 30mA 1 Mod. Single Pole RCBO
VRCBO20/1B	VRCBO20/1C	20A 30mA 1 Mod. Single Pole RCBO
VRCBO32/1B	VRCBO32/1C	32A 30mA 1 Mod. Single Pole RCBO
VRCBO40/1B	VRCBO40/1C	40A 30mA 1 Mod. Single Pole RCBO



2 MODULE RCBOs

TYPE B	TYPE C	DESCRIPTION
-	VRCBO0630/2	6A 30mA 2 Mod. Double Pole RCBO
-	VRCBO1030/2	10A 30mA 2 Mod. Double Pole RCBO
-	VRCBO1630/2	16A 30mA 2 Mod. Double Pole RCBO
-	VRCBO2030/2	20A 30mA 2 Mod. Double Pole RCBO
-	VRCBO3230/2	32A 30mA 2 Mod. Double Pole RCBO
-	VRCBO4030/2	40A 30mA 2 Mod. Double Pole RCBO



RCDS

LIST NO	DESCRIPTION
VR25	25A 30mA Double Pole
VR40	40A 30mA Double Pole
VR63	63A 30mA Double Pole
VR80	80A 30mA Double Pole



ENCLOSURES

LIST NO	DESCRIPTION
VRE2	2 Module IP40 Enclosure

TIMERS

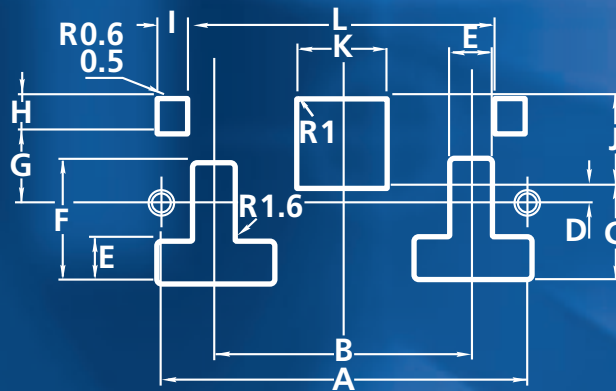
LIST NO	DESCRIPTION
VC24AT1M1C	1 Mod. 1 Channel 24 Hour Analogue Timer
VC247DT1M1C	1 Mod. 1 Channel 24 Hour 7 Day Digital Timer
VC247DT2M2C	2 Mod. 2 Channel 24 Hour 7 Day Digital Timer

TECHNICAL DATA & NUMERIC INDEX

VCU 6SLF *MC1080*

VX1010

VX9706



VX1500

TECHNICAL CAPACITIES (mm²)

The following table summarises the terminal capacities of the principal wiring accessories.

Description	Conductor size
10AX switches	4x1mm ² , 3x1.5mm ² , 2x2.5mm ²
20A DP switch	3x2.5mm ² , 2x4.0mm ² , 1x6.0mm ² , 1x10mm ²
45A DP switch	2x6.0mm ² , 1x10mm ² , 1x16mm ²
13A socket outlet	3x2.5mm ² , 2x4.0mm ²
13A fused connection unit	3x2.5mm ² , 2x4.0mm ²

RECOMMENDED QUANTITY OF SOCKET OUTLETS FOR DOMESTIC INSTALLATIONS

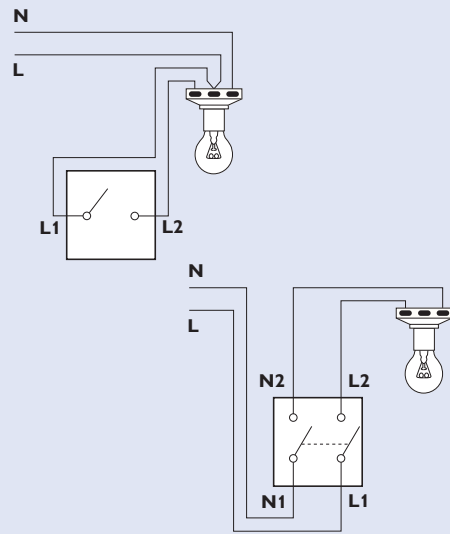
An installation may have too few socket outlets or the existing socket outlets may be incorrectly situated. Both conditions are symptomatic of an inadequate installation which could lead to potentially dangerous improvisation.

The following is a summary of the recommendations of the Electrical Installation Industry Liaison Committee. All socket outlets should be of the twin switched type.

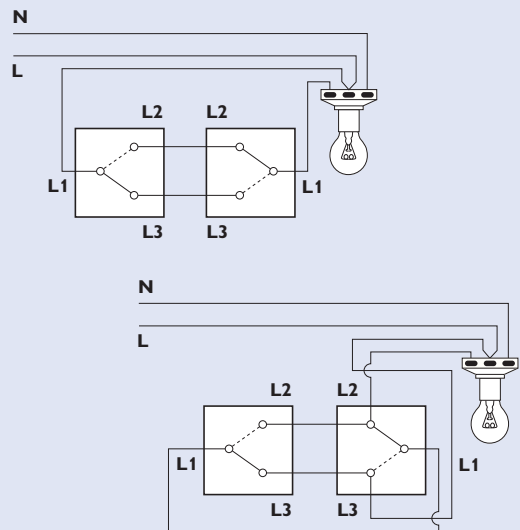
Room	Number of sockets
Kitchen	6
Lounge	6
Dining room	4
Double bedroom	4
Single bed-sitting room	4
Single bedroom	4
Landing/Stairs	1
Hall	2
Garage	2
Store/Workroom	2
Central heating boiler point	1

WIRING CIRCUITS FOR 10AX SWITCHES

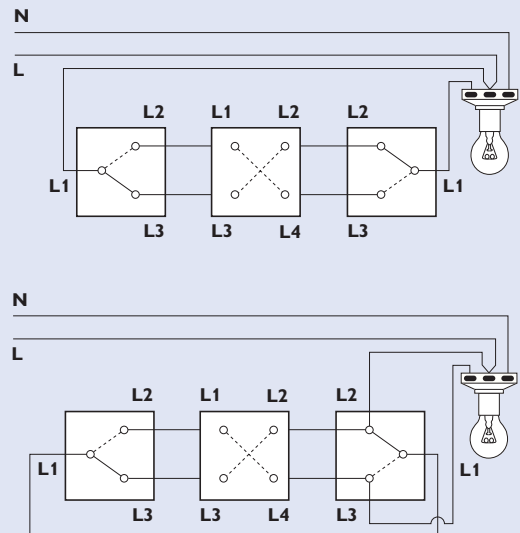
One way circuits



Two way circuits























Intermediate circuits



The information in the table is a guide to the user of lampholders marked T1 or T2 with tungsten filament lamps, although it should be appreciated that the critical factor is the actual temperature of the cap of the lamp when in use. Technical information on such temperatures is contained in this specification and in BS EN 60598-1. It is also important to ensure that the wattage rating of the lamp is not higher than that for which the particular shade or luminaire is designed. This maximum rating in watts is marked on all shades and luminaires that comply with BS4533: Part 101.

The recommendations in the table refer to typical conditions, in single lamp luminaires or installations, and in multi lamp luminaires having widely spaced lamps. Where lamps are in close proximity to each other, or in totally enclosed luminaires, it is recommended that T2 lampholders are used.

Maximum permitted rating of lamp

Size	Lampholder		Typical conditions of use				Maximum permitted rating of lamp
	Type	Temperature	Type of shade		Lamp position		
			Closed	Open	Cap up	Cap down	
SBC	B15d	T1					40W
SBC	B15d	T2					60W
BC	B22d	T1		-		-	60W
BC	B22d	T1	-			-	100W
BC	B22d	T1		-	-		150W
BC	B22d	T1	-		-		200W
BC	B22d	T2					200W

SBC Small bayonet cap (international type B15d)

BC Standard bayonet cap (international type B22d)

T1 Lampholder suitable for conditions up to a lamp cap temperature of 165°C

T2 Lampholder suitable for conditions up to a lamp cap temperature of 210°C

Closed shade Shade open at one end only and generally mounted directly on the lampholder

Open shade Shade open at both ends, and generally mounted on the lampholder by a wire frame

Cap up Position of lamp, typically when suspended from the ceiling by a flexible cord

Cap down Position of lamp, typically when fitted on a standard or table lamp

Where two symbols are shown together, as in B15d-T1/T2 or B22d-T2, there is no restriction on the type of shade or the position of the lamp, provided the maximum working temperatures are not exceeded

If in doubt regarding the choice of any lampholder, always use one marked T2

CFL COMPACT FLUORESCENT LAMPHOLDER

The design of the Lampholder accepts an industry standard 4 pin 10/13 Watt Compact Fluorescent G24 lamp. This reduces the power consumption, when compared to an equivalent incandescent lamp, by up to 80%.

The Lampholder is designed to European standards and has a diameter of 42mm, which is larger than the typical Lampholder which is 29mm.

A Safety feature which protects the installation will disconnect the supply to the Lampholder:-
During a lamp change, when no lamp is present, or in the case of lamp failure at the end of lamp life.
This Safety feature is reset by switching the supply to the fitting off for 10 to 15 seconds.

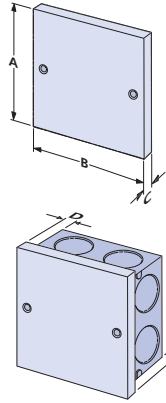
RECOMMENDED MOUNTING BOXES FOR MOULDED VOLEX ACCESSORIES WIRING ACCESSORIES

Product	List no	Moulded (surface) box List no	Metal (flush) box List no	Drylining (flush) box List no
10A switch 1 gang	VX1010	VX9404	SB623	SB619
10A switch 1 gang	VX1020	VX9404	SB623	SB619
10A switch 1 gang	VX1030	VX9404	SB623	SB619
10A switch 2 gang	VX1040	VX9404	SB623	SB619
10A switch 3 gang	VX1050	VX9404	SB623	SB619
10A switch 4 gang	VX1054	VX9412	SB665	SB629
13A socket 1 gang	VX9100	VX9409	SB655	SB619
13A socket 1 gang	VX1300	VX9409	SB655	SB619
13A socket 1 gang	VX1400	VX9409	SB655	SB619
13A socket 2 gang	VX9200	VX9414	SB665	SB629
13A socket 2 gang	VX1500	VX9414	SB665	SB629
13A socket 2 gang	VX1600	VX9414	SB665	SB629
13A socket 2 gang	VX1700	VX9414	SB665	SB629
13A socket 2 gang	VX1800	VX9414	SB665	SB629
13A socket 3 gang	VX9230	VX9403	SB646	-
20A switch	VX1060	VX9409	SB655	SB619
20A switch	VX1070	VX9409	SB655	SB619
50A ceiling switch	VX9706	VX9405	-	-
45A switch	VX9702	VX9416	SB628	SB631
45A switch	VX9703	VX9416	SB628	SB631
45A switch	VX9712	VX9405	SB618	SB632
45A switch	VX9713	VX9405	SB618	SB632
Cooker unit	VX9700	VX9416	SB628	SB631
Cooker unit	VX9701	VX9416	SB628	SB631
Fused connection unit	VX1080	VX9409	SB655	SB619
Fused connection unit	VX1081	VX9409	SB655	SB619
Fused connection unit	VX1090	VX9409	SB655	SB619
Fused connection unit	VX1091	VX9409	SB655	SB619
Telephone socket	VX9974	VX9404	SB655	SB619
Secondary socket	VX9984	VX9404	SB655	SB619
2 module mounting plate	VX9062	VX9405	SB615	SB619
4 module mounting plate	VX9064	VX9416	SB625	SB629
Shaver unit	VX9800	VX9410	SB628	SB631
TV outlet 1 gang	VX9992	VX9409	SB655	SB619
TV outlet 2 gang	VX9993	VX9409	SB655	SB619
13A flex outlet plate	VX9990	VX9409	SB655	SB619
Cooker outlet plate	VX9704	VX9405	SB615	SB632

Flush box recommendations as shown in the adjacent table.

Industrial metalclad accessories (suffix **SG**) are supplied complete with matching surface mounting boxes.

DECORATIVE WIRING ACCESSORIES



DIMENSION & CLOSE COUPLING DETAILS

Description	A	B	C	D
Flatplate 1 Gang	87.2mm	87.2mm	2mm	7.45mm
Flatplate 2 Gang	87.2mm	147.2mm	2mm	7.3mm
Round Edge 1 Gang	86.5mm	86.5mm	8.2mm	7.1mm
Round Edge 2 Gang	86.5mm	147mm	8.2mm	7.2mm
Curved Edge 1 Gang	84.4mm	84.4mm	8mm	6.05mm
Curved Edge 2 Gang	84.4mm	145.6mm	8mm	6.5mm
Angled Edge 1 Gang	89.7mm	89.7mm	8.2mm	8.7mm
Angled Edge 2 Gang	89.7mm	150mm	8.2mm	8.7mm
Decorative Brass 1 Gang	95.7mm	95.7mm	10.4mm	11.7mm
Decorative Brass 2 Gang	95.7mm	155mm	10.4mm	11.2mm

RECOMMENDED MOUNTING BOXES FOR DECORATIVE WIRING ACCESSORIES

Description	Raised Plate List no	Flat Plate List no	Gang Box	Minimum box Size	Metal Flush box List no	Dry Lining box List no
10AX 1 gang 2 way Switch	VX1020	*VX3020	1	16mm	SB623	SB619
10AX 2 gang 2 way Switch	VX1040	*VX3040	1	16mm	SB623	SB619
10AX 1 gang Intermediate Switch	VX1010	*VX3030	1	16mm	SB623	SB619
10AX 3 gang 2 way Switch	VX1050	-	1	16mm	SB623	SB619
10AX 4 gang 2 way Switch	VX1054	*VX3054	2	16mm	SB633	SB629
Fan Isolator	VX1013	*VX3013	1	25mm	SB655	SB619
1 gang 2 way Toggle Switch	VX1120	*VX3120	1	25mm	SB655	SB619
1 gang Intermediate Toggle Switch	VX1130	*VX3130	1	25mm	SB655	SB619
2 gang 2 way Toggle Switch	VX1140	*VX3140	1	25mm	SB655	SB619
3 gang 2 way Toggle Switch	VX1150	*VX3150	1	25mm	SB655	SB619
1 gang 2 way 400W Low Voltage/Mains Dimmer	VX0400LV_PU	*VX3400LV_PU	1	35mm	SB615	SB619
2 gang 2 way 250W Low voltage/mains Dimmer	VX0252LV_PU	*VX33252LV_PU	1	25mm	SB655	SB619
3 gang 2 way 250W Low voltage/mains Dimmer	VX0253LV_PU	*VX3253LV_PU	2	25mm	SB665	SB629
1 gang 2 way 400W Mains Dimmer	VX0400_PU	*VX3400_PU	1	35mm	SB615	SB619
2 gang 2 way 250W Mains Dimmer	VX0252_PU	*VX3252_PU	1	25mm	SB655	SB619
3 gang 2 way 250W Mains Dimmer	VX0253_PU	*VX3253_PU	2	25mm	SB655	SB629
4 gang 2 way 250W Mains Dimmer	VX0254_PU	*VX3254_PU	2	25mm	SB655	SB629
1 way 500W/500VA Touch Dimmer	VX0500TD	*VX3005TD	1	35mm	SB615	SB619
1 way 400W Touch Remote Dimmer	VX0400TRD	*VX3400TRD	1	35mm	SB615	SB619
5A 3 pin socket	VX9905	*VX3905	1	25mm	SB655	SB619
13A 1 gang DP Switched Socket	VX1300_/D	*VX3300_/D	1	25mm	SB665	SB629
13A 2 gang DP Switched Socket	VX1500_/D	*VX3500_/D	2	25mm	SB665	SB629
13A Unswitched Fused Connection Unit	VX1090	*VX3090	1	25mm	SB655	SB619
13A DP Switched Fused Connection Unit	VX1080	*VX3080	1	25mm	SB655	SB619
13A DP Switched Fused Connection Unit with Neon	VX1081	*VX3081	1	25mm	SB655	SB619
20A 1 gang DP Switch with Neon	VX1060	*VX3060	1	25mm	SB655	SB619
1 gang 45A Switch	VX9713	*VX3713	1	47mm	SB618	SB632
2 gang 45A Switch	VX9703	-	2	47mm	SB628	SB631
Cooker control unit with Neon	VX9700	*VX3700	2	47mm	SB628	SB631
Shaver Socket	VX9800	*VX3800	2	47mm	SB628	SB631
Telephone Master Socket	VX9974	*VX3974	1	25mm	SB655	SB619
Telephone Secondary Socket	VX9984	*VX3984	1	25mm	SB655	SB619
1 gang Co-Axial TV Socket	VX9992	*VX3992	1	25mm	SB655	SB619
2 gang Co-Axial TV Socket	VX9993	*VX3993	1	25mm	SB655	SB619
1 gang Blanking off plate	VX9991	*VX3991	1	16mm	SB623	SB619
2 gang Blanking off plate	VX9996	*VX3996	2	16mm	SB633	SB629
1 gang 1 module communication plate	VX9061	*VX3061	1	16mm	SB623	SB619
1 gang 2 module communication plate	VX9062	*VX3062	1	16mm	SB623	SB619

*Note: Box size is based on boxes being mounted at least 5mm below plaster depth

BRITISH STANDARDS

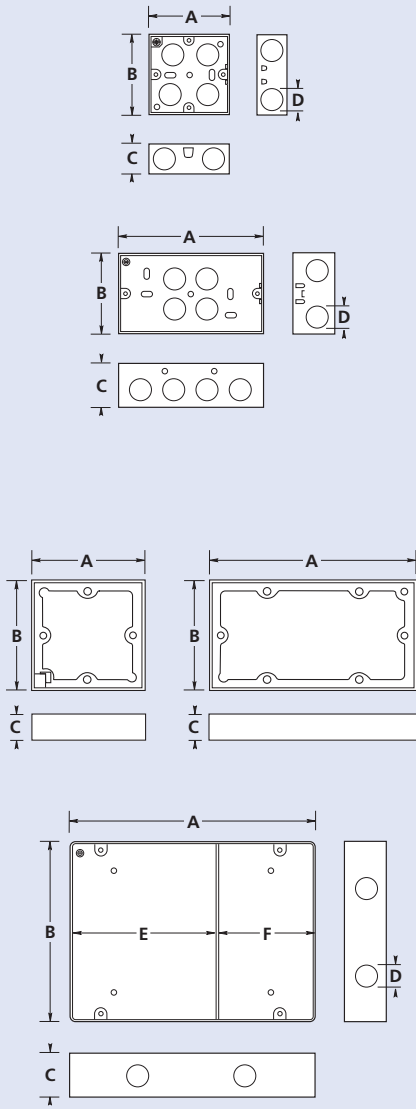
Light Switches	BS EN 60669-1
Intermediate Switches	BS EN 60669-1
Pull Switches	BS EN 60669-1
Fan Isolator	BS EN 60974-3
Toggle Switch	BS EN 60669-1
Standard Dimmer	BS EN 55014, BS EN 60669-1
Low Voltage Dimmer	BS EN 55014, BS EN 60669-1
Touch & Remote Dimmer	BS EN 55014, BS EN 60669-1

BRITISH STANDARDS

Switched Sockets	BS EN 1363
Fuse Connection Units	BS EN 1363
20A DP Switches	BS EN 60669-1
45A DP Switches	BS EN 60669-1
Shaver Socket	BS EN61558
Co-Axial Socket	BS 3041

APPROXIMATE DIMENSIONS (mm)

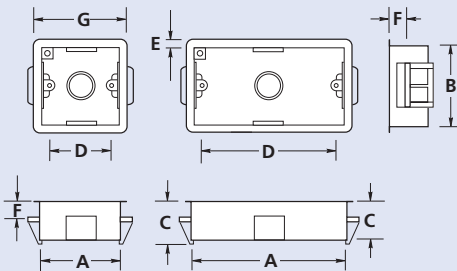
APPLEBY FLUSH STEEL BOXES



1 GANG	A	B	C	D	LIST No		
	70	70	16	20	SB623		
	68.3	68.3	25	20	SB655		
	26.5	73	28	16	9257		
	68.3	68.3	35	20	SB615		
	68.3	68.3	35	20	SB717		
	68.3	68.3	47	25	SB618		
2 GANG	A	B	C	D	LIST No		
	130	70	16	20	SB633		
	129	68.3	25	20	SB665		
	154	68.3	25	20	SB676		
	129	68.3	35	20	SB625		
	129	68.3	35	20	SB727		
	154	68.3	35	20	SB636		
	129	68.3	47	25	SB628		
	27.5	133	28	16	9258		
	189	68.3	35	20	SB646		
EXTENSION BOXES	A	B	C	LIST No			
	70	70	16	SB677			
	130	70	16	SB678			
	68.3	68.3	25	SB679			
	129	68.3	25	SB680			
	68.3	68.3	35	SB681			
	129	68.3	35	SB682			
LOUNGE BOX	A	B	C	D	E	F	LIST No
	253	194	35	20	141	108	SB695
	253	194	56	20	141	108	SB1590

APPROXIMATE DIMENSIONS (mm)

APPLEBY DRY LINING BOXES

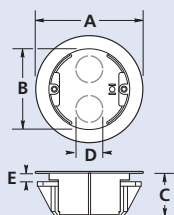


	A	B	C	D	E	min	max	F	G	LIST No
	73	73	36	60	6.7	6.35	15.0	83		SB619
	73	73	48	60	6.7	6.35	15.0	83		SB632
	133	73	36	130	6.7	6.35	15.0	143		SB629
	158	73	36	130	6.7	6.35	15.0	168		SB637
	133	73	48	155	6.7	6.35	15.0	143		SB631
	220	73	36	-	6.7	6.35	15.0	229		SB638

For Acoustic or Fire rated solutions please contact Technical Services.

APPROXIMATE DIMENSIONS (mm)

APPLEBY CIRCULAR DRY LINING BOXES



	A	B	C	D	min	max	LIST No
	80	57.5	36	20	7	22	SB639


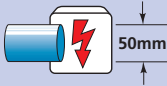
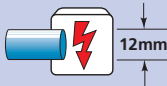

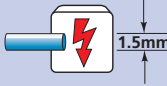


IP RATINGS

The IP (Ingress Protection) rating given to an enclosure states the degree of protection it offers by means of two digits. A summary of these is shown below; for a more detailed definition, see IEC 529: 1989, BS EN 60529: 1992.

FIRST DIGIT

Protection against solid foreign objects and access to hazardous parts

The first digit covers protection against penetration by solid objects, which includes hands and tools such as screwdrivers. At the lowest of seven levels, 0, no protection is offered, either of the equipment itself from damage by intrusion or of a person contacting live or moving parts. At the highest, 6, there shall be no entry of dust.

0		Not protected
1		Protected against solid objects greater than 50mm diameter
2		Protected against solid objects greater than 12mm diameter
3		Protected against solid objects greater than 2.5mm diameter
4		Protected against solid objects greater than 1.5mm diameter
5		Dust protected
6		Dust tight

The letter X can be used in place of the first or second digit to indicate that tests have either not been made or are not applicable.

NOTE:







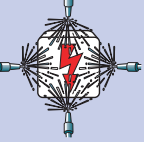


In the event of additional holes being drilled/pierced or knockouts removed, suitable measures should be taken to restore the products to the original ratings.

IEC 529, BS EN 60529 does not apply to protection against the risk of explosion or conditions such as humidity, corrosive gases, fungi or vermin. In certain cases equipment designed to be mounted in an enclosure will contribute towards the stated IP rating (eg pushbuttons mounted in an enclosure). Different parts of enclosures can have different degrees of protection and still conform to the standard (eg enclosures with pre-drilled conduit entry).

SECOND DIGIT

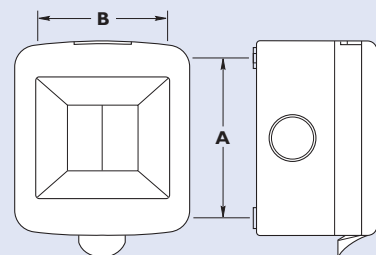
Protection against ingress of water

The second digit covers the degree of protection against the entry of water, on a progressive scale. For example, number 1 indicates that dripping water shall have no harmful effect, and number 6, that water projected in powerful jets against the enclosure from any direction shall have no harmful effects.

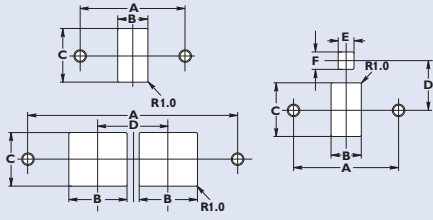
0		Not protected
1		Protected against dripping water
2		Protected against dripping water when tilted up to 15 degrees
3		Protected against spraying water
4		Protected against splashing water
5		Protected against water jets
6		Protected against powerful jets of water
7		Protected against the effects of immersion
8		Protected against submersion

FIXING CENTRES

List Number	A	B	List Number	A	B
VX5020	63mm	54mm	VX5030	44mm	122mm
VX5040	63mm	54mm	VX5050	44mm	195mm
VX5100	63mm	54mm	VX5073	-	46mm
VX5200	56mm	111mm	VX5123	-	96mm
VX5300	56mm	111mm	VX5180	50mm	120mm
VX5080	-	46mm	VX5270	116mm	206mm
VX5090	-	46mm			

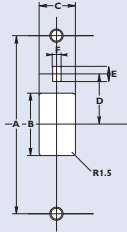


CUT OUT DETAILS FOR INTERIOR RANGE (dimensions in mm)



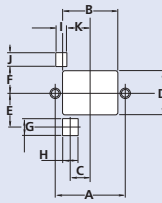
10AX/20A switch interiors

LIST NO	A	B	C	D	E	F
All 1 gang	60.3	17.1	30.6	-	-	-
MC1040	60.3	33.4	30.6	-	-	-
MC1050	60.3	49.7	30.6	-	-	-
MC1054	120.6	33.4	30.6	40.2	-	-
MC1060	60.3	17.1	30.6	28.4	4.5 to 4.7	9.4
MC1013	60.3	47.9	30.6			



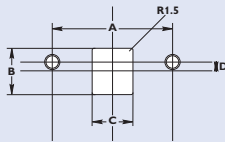
45A DP switch

LIST NO	A	B	C	D	E	F
MC9702	120.7	42.2	24.5	34.9	9.4	4.5 to 4.7



13A Fused connection units

LIST NO	A	B	C	D	E	F	G	H	I	J	K
MC1080	60.3	48.0	17.0	38.0	29.0	-	14.0	14.0	-	-	-
MC1081	60.3	48.0	17.0	38.0	29.0	23.0	14.0	14.0	9.45 to 9.60	11.35 to 11.50	20.3
MC1090	60.3	22.0	17.0	38.0	29.0	-	14.0	14.0	-	-	-
MC1091	60.3	22.0	17.0	38.0	29.0	23.0	14.0	14.0	9.45 to 9.60	11.35 to 11.50	20.3



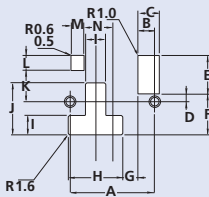
Telephone outlets

LIST NO	A	B	C	D
MC9974	60.3	23.3	20.3	4.6
MC9984	60.3	23.3	20.3	4.6



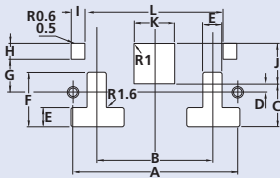
Coaxial outlet

LIST NO	A	B	C
MC9992	60.3	-	17.3
MC9993	60.3	25.4	17.3



13A single socket outlet interiors

LIST NO	A	B	C	D	E	F	G	H	I	J	K	L	M	N
MC1300	60.3	12.0	15.4	5.7	28.6	30.4	10.8	38.8	14.2	38.4	-	-	-	-
MC1400	60.3	12.0	15.4	5.7	28.6	30.4	10.8	38.8	14.2	38.4	23.0	11.35 to 11.50	9.45 to 9.60	20.3

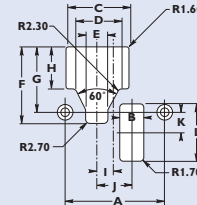
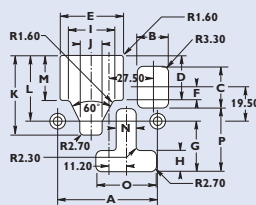
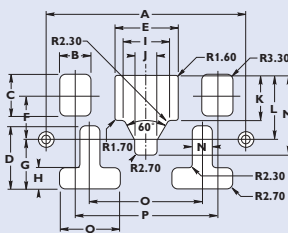


13A twin socket outlet interiors

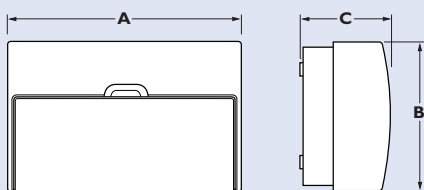
LIST NO	A	B	C	D	E	F	G	H	I	J	K	L
MC1500	120.6	84.4	30.4	5.7	14.2	38.4	-	-	-	28.6	29.9	-
MC1600	120.6	84.4	30.4	5.7	14.2	38.4	23.0	11.35 to 11.50	9.45 to 9.60	28.6	29.9	101.2

RCD socket outlet interiors

LIST NO	A	B	C	D	E	F	G	H	I	J	K	L	M	N	O	P	Q
MC1092	60.3	14.39	38.4	27.15	13.4	44.46	37.85	24.4	10.25	20.5	12.0	33.59	-	-	-	-	-
MC1108	60.3	19.0	24.6	26.4	38.4	12.3	29.55	12.1	27.15	13.4	46.45	38.35	26.4	12.2	36.7	36.35	-
MC1208	38.40	19.0	24.6	36.35	27.15	26.05	28.3	12.1	27.15	13.4	26.4	37.65	46.45	12.2	68.0	86.4	36.7



DIMENSIONS



Dimensions

INSULATED

Main Switch

List No	A	B	C
VCU2MS	141	225	111
VCU5MS	194	225	111
VCU8MS	248	225	111
VCU11MS	302	225	111
VCU14MS	355	225	111
VCU19MS	445	225	111

Splitload Board

List No	A	B	C
VCU6SLF	248	225	111
VCU9SLF	302	225	111
VCU12SLF	355	225	111
VCU17SLF	445	225	111

RCD Incomer

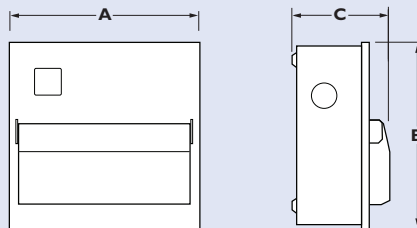
List No	A	B	C
VCU2RCD	141	225	111
VCU5RCD	194	225	111
VCU8RCD	248	225	111
VCU11RCD	302	225	111
VCU14RCD	355	225	111
VCU19RCD	445	225	111

Dual RCD

List No	A	B	C
VCU16	355	225	111
VCU17	445	225	111

High Integrity

List No	A	B	C
VCU31	355	225	111
VCU32	355	225	111
VCU33	445	225	111
VCU34	445	225	111
VCU35	445	225	111



Dimensions

METAL

Main Switch

List No	A	B	C
VCU2MMS	126	210	96
VCU5MMS	188	238	123
VCU8MMS	241	238	123
VCU11MMS	292	238	123
VCU14MMS	345	238	123
VCU19MMS	438	238	123

Splitload Board

List No	A	B	C
VCU6MSLF	241	238	123
VCU9MSLF	292	238	123
VCU12MSLF	345	238	123
VCU17MSLF	438	238	123

RCD Incomer

List No	A	B	C
VCU2MRCD	126	210	96
VCU5MRCD	188	238	123
VCU8MRCD	241	238	123
VCU11MRCD	292	238	123
VCU14MRCD	345	238	123
VCU19MRCD	438	238	123

Dual RCD

List No	A	B	C
VCU26	345	238	123
VCU27	438	238	123

High Integrity

List No	A	B	C
VCU41	345	238	123
VCU42	345	238	123
VCU43	438	238	123
VCU44	438	238	123
VCU45	438	238	123

Specification	Standards Compliance	Terminal capacities	Tripping Characteristic	Rated Voltage
Consumer Units	BS EN 60439-3			
Main Switch	BS EN 60947-3	35mm		230V
RCCBs	BS EN 61008-1	35mm	Type AC	230V
MCBs	BS EN 60898	25mm	Type B, 6kA	230V
RCBOs	BS EN 61009	25mm	Type B + Type C, 6kA 30mA	230V

MCBs

British Standards	BS EN 60898: 1991
Rated Voltage	240 Volts
Tripping characteristics	Type B
Short circuit rating	6kA
Reference calibration temperature	30°C

RCBOs

British Standards	BSEN 61009
Rated Voltage	230 Volts
SP or SP with switched neutral Tripping characteristics	Type B + Type C
Short circuit rating	6kA
Reference calibration temperature	30°C
Rated residual operating current	30mA

LIST NO	PAGE NO	LIST NO	PAGE NO	LIST NO	PAGE NO	LIST NO	PAGE NO	LIST NO	PAGE NO
CA1075	10	VCU14MMS	66	VG3469	30	VT1092	8, 61	VX0400TRDRBN	39
CA1076	10	VCU14MRCD	67	VG3489	30	VT1092SG	52, 61	VX0402_ _PU	35
CA2001	10	VCU14MS	64	VG3490	30	VT1108	8, 61	VX0402LV	5
CA2001L	10	VCU14RCD	65	VG3490/1	30	VT1108SG	52, 61	VX0402PU	5
MC1020	59	VCU16	64	VG3491	30	VT1208	8, 61	VX0500TD_ _	29
MC1030	59	VCU17	64	VG3492	30	VT1208SG	52, 61	VX0500TDAPC	39
MC1040	59	VCU17MSLF	66	VG3493	30	VT1507	8	VX0500TRBB	39
MC1050	59	VCU17SLF	64	VG3494	30	VT7066	12	VX0500TRBN	39
MC1054	59	VCU19MRCD	67	VG3530	30	VX0009	21	VX0580	13
MC1060	59	VCU19MMS	66	VG3535	30	VX0010	21	VX0850	19
MC1070	59	VCU19MS	64	VG3550	30	VX0011	21	VX0851	19
MC1080	59	VCU19RCD	65	VG3551	30	VX0018	21	VX1/T2	20
MC1081	59	VCU26	66	VG3552	30	VX0030	13	VX1/T2HO	20
MC1092	59	VCU27	66	VG3570_ _	31	VX0042	13	VX1000	4
MC1108	59	VCU2MMS	66	VG3570WH	31	VX0205	20	VX1000/LP	4
MC1208	59	VCU2MRCD	67	VG3571	31	VX0205HO	20	VX1000/P	4
MC1300	59	VCU2MS	64	VG3571_ _	31	VX0208HO	20	VX1010	4
MC1500	59	VCU2RCD	65	VG3572	31	VX0218HO	20	VX1010_ _	35
MC9100	59	VCU31	64	VG3572_ _	31	VX0250_ _PU	35	VX1010PS	38
MC9200	59	VCU32	64	VG3573	31	VX0250LV	5	VX1010SB	38
MC9702	59	VCU33	64	VG3573_ _	31	VX0250PSPU	38	VX1010SG	45
MC9901	59	VCU34	64	VG3574	31	VX0250PU	5	VX1010SS	38
MC9974	59	VCU35	64	VG3574_ _	31	VX0250SBPU	38	VX1013	9
MC9984	59	VCU41	66	VG3576	31	VX0250SSPU	38	VX1013_ _	35
MC9992	59	VCU42	66	VG3576_ _	31	VX0252_ _PU	35	VX1013APC	39
MC9993	59	VCU43	66	VG3578_ _	31	VX0252APCPU	39	VX1013PS	38
V1500_ _**	30	VCU44	66	VG3578WH	31	VX0252LV	5	VX1013RBB	39
VB0250_ _PU	47	VCU45	66	VG3579_ _	31	VX0252LV_ _	35	VX1013RBN	39
VB0252_ _PU	47	VCU5MMS	66	VG3581SG	31	VX0252LVAPC	39	VX1013SB	38
VB0400_ _PU	47	VCU5MRCD	67	VG3582SG	31	VX0252LVRBB	39	VX1013SS	38
VB06 - B	68	VCU5MS	64	VG3583SG	31	VX0252LVRBN	39	VX1020	4
VB10 - B	68	VCU5RCD	65	VG3584SG	31	VX0252PSPU	38	VX1020_ _	35
VB1020_ _	47	VCU6MSLF	66	VG3586SG	31	VX0252PU	5	VX1020APC	39
VB1030_ _	47	VCU6SLF	64	VG3588SG	31	VX0252RBBPU	39	VX1020PS	38
VB1040_ _	47	VCU8MMS	66	VG3901	30	VX0252SBPU	38	VX1020RBB	39
VB1050_ _	47	VCU8MRCD	67	VG3902	30	VX0252SSPU	38	VX1020RBN	39
VB1054_ _	47	VCU8MS	64	VG3903	30	VX0253_ _PU	35	VX1020SB	38
VB1060_ _	48	VCU8RCD	65	VG3904	30	VX0253APCPU	39	VX1020SG	51
VB1080_ _	49	VCU9MSLF	66	VG3940	30	VX0253LV_ _	35	VX1020SS	38
VB1081_ _	49	VCU9SLF	64	VR25	68	VX0253LVAPC	39	VX1030	4
VB1300_ _	49	VCUBLPP	68	VR40	68	VX0253LVRBB	39	VX1030_ _	35
VB1500_ _	49	VCUSHOWERKIT	59	VR63	68	VX0253LVRBN	39	VX1030APC	39
VB16 - B	68	VG3201SG	31	VR80	68	VX0253RBBPU	39	VX1030PS	38
VB20 - B	68	VG3203SG	31	VRCBO06/1B	68	VX0254_ _PU	35	VX1030RBB	39
VB32 - B	68	VG3206SG	31	VRCBO06/1C	68	VX0254APCPU	39	VX1030RBN	39
VB40 - B	68	VG3209SG	31	VRCBO0630/2	68	VX0254RBBPU	39	VX1030SB	38
VB50 - B	68	VG3430	30	VRCBO10/1B	68	VX0254RBNPU	39	VX1030SG	51
VB9702_ _	48	VG3435	30	VRCBO10/1C	68	VX0400_ _PU	35	VX1030SS	38
VB9991_ _	49	VG3436	30	VRCBO1030/2	68	VX0400APCPU	39	VX1040	4
VB9996_ _	49	VG3450	30	VRCBO16/1B	68	VX0400LV	5	VX1040_ _	35
VBL	68	VG3451	30	VRCBO16/1C	68	VX0400LV_ _	35	VX1040APC	39
VBLPP	68	VG3460	30	VRCBO1630/2	68	VX0400LVAPC	39	VX1040PS	38
VC24AT1MC1	68	VG3460BO	30	VRCBO20/1/B	68	VX0400LVRBB	39	VX1040RBB	39
VC247DT1M1C	68	VG3460DW	30	VRCBO20/1/C	68	VX0400LVRBN	39	VX1040RBN	39
VC247DT2M2C	68	VG3460EF	30	VRCBO2030/2	68	VX0400PSPU	38	VX1040SB	38
VCGKIT	65	VG3460FF	30	VRCBO32/1	68	VX0400PU	5	VX1040SG	51
VCU11MMS	66	VG3460FR	30	VRCBO32/1C	68	VX0400RBBPU	39	VX1040SS	38
VCU11MRCD	67	VG3460FZ	30	VRCBO3230/2	68	VX0400SBPU	38	VX1050	4
VCU11MS	64	VG3460HB	30	VRCBO40/1	68	VX0400SSPU	38	VX1050_ _	35
VCU11RCD	65	VG3460HD	30	VRCBO40/1C	68	VX0400TRD_ _	29	VX1050APC	39
VCU12MSLF	66	VG3461	30	VRCBO4030/2	68	VX0400TRDAPC	39	VX1050PS	38
VCU12SLF	64	VG3461ELT	30	VRE2	68	VX0400TRDRBB	39	VX1050RBB	39

LIST NO	PAGE NO	LIST NO	PAGE NO	LIST NO	PAGE NO	LIST NO	PAGE NO	LIST NO	PAGE NO
VX1050RBN	39	VX1090PS	38	VX1600SG	52	VX3061PBWH	16	VX3252PSPU	44
VX1050SB	38	VX1090RBB	39	VX1700	8	VX3061PS	16, 44	VX3252SSPU	44
VX1050SG	51	VX1090RBN	39	VX1800	8	VX3061SS	16, 44	VX3253_PU	41
VX1050SS	38	VX1090SB	38	VX1904	9	VX3062_	43	VX3253BBPU	45
VX1054	4	VX1090SG	53	VX1906	9	VX3062BB	16, 45	VX3253BNPU	45
VX1054_	35	VX1090SS	38	VX1907	9	VX3062BN	16, 45	VX3253LV_	41
VX1054APC	39	VX1091	9	VX20/2	21	VX3062PB	45	VX3253LVBB	45
VX1054PS	38	VX1091FSG	53	VX2060	4	VX3062PBWH	16	VX3253LVBN	45
VX1054RBB	39	VX1091SG	53	VX2061	4	VX3062PS	16, 44	VX3253LVPB	45
VX1054RBN	39	VX1098APC	39	VX2062	4	VX3062SS	16, 44	VX3253LVPS	44
VX1054SB	38	VX1120_	35	VX3005TDBB	45	VX3080_	41	VX3253LVSS	44
VX1054SG	51	VX1120APC	39	VX3005TDBN	41, 45	VX3080BB	45	VX3253PBPU	45
VX1054SS	38	VX1120RBB	39	VX3005TDD	44	VX3080BN	45	VX3253PSPU	44
VX1060	10	VX1120RBN	39	VX3005TDPB	44	VX3080PB	45	VX3253SSPU	44
VX1060_	35	VX1130_	35	VX3005TDPS	44	VX3080PS	44	VX3254_PU	41
VX1060APC	38	VX1130APC	39	VX3010_	41	VX3080SS	44	VX3254BBPU	45
VX1060F_	35	VX1130RBB	39	VX3013_	42	VX3081_	41	VX3254BNPU	45
VX1060FSG	51	VX1130RBN	39	VX3013BB	45	VX3081BB	45	VX3254PSPU	44
VX1060PS	38	VX1140_	35	VX3013BN	45	VX3081BN	45	VX3254SSPU	44
VX1060RBB	39	VX1140APC	39	VX3013PB	45	VX3081PB	45	VX3300_/D	41
VX1060RBN	39	VX1140RBB	39	VX3013PS	44	VX3081PS	44	VX3300BB/D	45
VX1060SB	38	VX1140RBN	39	VX3020_	41	VX3081SS	44	VX3300BN/D	45
VX1060SG	51	VX1150_	35	VX3020BB	45	VX3090_	41	VX3300PB/D	45
VX1060SS	38	VX1150APC	39	VX3020BN	45	VX3090BB	45	VX3300PS/D	44
VX1060WH	10	VX1150RBB	39	VX3020PB	45	VX3090BN	45	VX3300SS/D	44
VX1060WH_	35	VX1150RBN	39	VX3020PS	44	VX3090PB	45	VX3400_PU	41
VX1060WHF_	35	VX1300	8	VX3020SS	44	VX3090PS	44	VX3400BBPU	45
VX1070	10	VX1300_	36	VX3030_	41	VX3090SS	44	VX3400BNPU	45
VX1070_	35	VX1300/D	8	VX3030BB	45	VX3120_	41	VX3400LV_	41
VX1070F_	35	VX1300/D_	36	VX3030BN	45	VX3120BB	45	VX3400LVBB	45
VX1070FSG	51	VX1300APC/	39	VX3030PB	45	VX3120BN	45	VX3400LVBN	45
VX1070PS	38	VX1300PS	38	VX3030PS	44	VX3120PB	45	VX3400LVPB	45
VX1070SB	38	VX1300PS/D	38	VX3030SS	44	VX3120PS	44	VX3400LVPS	44
VX1070SG	51	VX1300RBB/D	39	VX3031SS	44	VX3120SS	44	VX3400LVSS	44
VX1070SS	38	VX1300RBN/D	39	VX3040_	41	VX3130_	41	VX3400PBPU	44
VX1070WH	10	VX1300SB	38	VX3040BB	45	VX3130BB	45	VX3400PSPU	44
VX1080	9	VX1300SB/D	38	VX3040BN	45	VX3130BN	45	VX3400SSPU	44
VX1080_	36	VX1300SG	52	VX3040PB	45	VX3130P	44	VX3400TRDBB	45
VX1080F_	36	VX1300SS	38	VX3040PS	44	VX3130PB	45	VX3400TRDBN	41, 45
VX1080PS	38	VX1300SS/D	38	VX3040SS	44	VX3130SS	44	VX3400TRDPB	45
VX1080RBB	39	VX1302	13	VX3050_	41	VX3140_	41	VX3400TRDPS	44
VX1080RBN	39	VX1307	13	VX3050BB	45	VX3140BB	45	VX3400TRDSS	44
VX1080SB	38	VX1307BK	13	VX3050BN	45	VX3140BN	45	VX3500_/D	41
VX1080SG	53	VX1390	13	VX3050PB	45	VX3140PB	45	VX3500BB/D	45
VX1080SG/F	53	VX1400	8	VX3050PS	44	VX3140PS	44	VX3500BN/D	45
VX1080SS	38	VX1400_	36	VX3050SS	44	VX3140SS	44	VX3500PB/D	45
VX1081	9	VX1400SG	52	VX3054_	41	VX3150_	41	VX3500PS/D	44
VX1081_	36	VX1500	8	VX3054BB	45	VX3150BB	45	VX3500SS/D	44
VX1081APC	39	VX1500/D	8, 36	VX3054BN	45	VX3150BN	45	VX3700_	42
VX1081F_	36	VX1500APC/D	39	VX3054PB	45	VX3150PB	45	VX3700BB	45
VX1081PS	38	VX1500PS	38	VX3054PS	44	VX3150PS	44	VX3700BN	45
VX1081RBB	39	VX1500PS/D	38	VX3054SS	44	VX3150SS	44	VX3700PB	45
VX1081RBN	39	VX1500RBB/D	39	VX3060_	42	VX3252_PU	41	VX3700PS	44
VX1081SB	38	VX1500RBN/D	39	VX3060BB	45	VX3252BBPU	45	VX3700SS	44
VX1081SG	53	VX1500SB	38	VX3060BN	45	VX3252BNPU	45	VX3703_	42
VX1081SG/F	53	VX1500SB/D	38	VX3060PB	45	VX3252LV_	41	VX3703BB	45
VX1081SS	38	VX1500SG	52	VX3060PS	44	VX3252LVBB	45	VX3703BN	45
VX1090	9	VX1500SS	38	VX3060SS	44	VX3252LVBN	45	VX3703PB	45
VX1090_	36	VX1500SS/	38	VX3061_	43	VX3252LVPB	45	VX3703PS	44
VX1090APC	39	VX1590VWH	8	VX3061BB	16, 45	VX3252LVPS	44	VX3703SS	44
VX1090F_	36	VX1600	8	VX3061BN	16, 45	VX3252LVSS	44	VX3712_	42
VX1090FSG	53	VX1600_	36	VX3061PB	45	VX3252PBPU	45	VX3713BB	45

LIST NO	PAGE NO	LIST NO	PAGE NO	LIST NO	PAGE NO	LIST NO	PAGE NO	LIST NO	PAGE NO
VX3713BN	45	VX5030	56	VX9401	23	VX9905PS	38	VX9993	15
VX3713P	44	VX5040	56	VX9402	23	VX9905RBB	39	VX9993_ _	31
VX3713PB	45	VX5050	56	VX9403	23	VX9905RBN	39	VX9993APC	39
VX3713SS	44	VX5073	57	VX9404	23	VX9905SS	38	VX9993PS	38
VX3800_ _	43	VX5080	56	VX9405	23	VX993RBB	39	VX9993RBN	39
VX3800BB	45	VX5090	56	VX9406	23	VX9969	17	VX9993SB	38
VX3800BN	45	VX5100	56	VX9409	23	VX9970	17	VX9993SS	38
VX3800PB	45	VX5123	57	VX9410	23	VX9972	17	VX9996	13
VX3800PS	44	VX5180	57	VX9412	23	VX9973	17	VX9996_ _	36
VX3800SS	44	VX5200	56	VX9414	23	VX9974	15	VX9996APC	39
VX3905_ _	41	VX5207	10	VX9415	23	VX9974_ _	36	VX9996PS	38
VX3905BB	45	VX5208	10	VX9416	23	VX9974APC	39	VX9996RBB	39
VX3905BN	45	VX5270	57	VX9417	23	VX9974PS	38	VX9996RBN	39
VX3905PB	45	VX5300	56	VX9700	11	VX9974RBB	39	VX9996SB	38
VX3905PS	44	VX6080	17	VX9700_ _	35	VX9974RBN	39	VX9996SG	53
VX3905SS	44	VX6080BK	17	VX9700APC	39	VX9974SB	38	VX9996SS	38
VX3974_ _	43	VX6081	17	VX9700PS	38	VX9974SS	38		
VX3974BB	45	VX6081BK	17	VX9700RBB	39	VX9976	17		
VX3974BN	45	VX6082	17	VX9700RBN	39	VX9976BK	17		
VX3974PB	45	VX6677	19	VX9700SB	38	VX9977	17		
VX3974PS	44	VX6678	19	VX9700SS	38	VX9978	17		
VX3974SS	44	VX6681	19	VX9701	11	VX9978BK	17		
VX3984_ _	43	VX6850	19	VX9701_ _	35	VX9979	17		
VX3984BB	45	VX9001	5, 21	VX9702	11	VX9979BK	17		
VX3984BN	45	VX9002	5, 21	VX9702_ _	35	VX9980	17		
VX3984PB	45	VX9009	5	VX9702SG	47	VX9980BK	17		
VX3984PS	44	VX9023	21	VX9703	11	VX9981	17		
VX3984SS	44	VX9023BK	21	VX9703_ _	35	VX9981BK	17		
VX3991_ _	43	VX9029	21	VX9703APC	39	VX9982	15		
VX3991BB	45	VX9029BK	21	VX9703PS	38	VX9984	15		
VX3991BN	45	VX9061_ _*	36	VX9703RBB	39	VX9984_ _	31		
VX3991PB	45	VX9061APC	16, 39	VX9703RBN	39	VX9984APC	39		
VX3991PS	44	VX9061RBB	16, 39	VX9703SB	38	VX9984PS	38		
VX3991SS	44	VX9061RBBN	39	VX9703SG	47	VX9984RBB	39		
VX3992_ _	43	VX9061RBN	16	VX9703SS	38	VX9984RBN	39		
VX3992BB	45	VX9062	16	VX9704	11	VX9984SL	38		
VX3992BN	45	VX9062_ _	31	VX9706	12	VX9984SS	38		
VX3992PB	45	VX9062APC	16	VX9706	21	VX9986	15		
VX3992PS	44	VX9062PC	39	VX9712	11	VX9987	17		
VX3992SS	44	VX9062PS	16, 39	VX9712APC	39	VX9987BK	17		
VX3993_ _	43	VX9062RBB	16, 39	VX9712RBB	39	VX9988	17		
VX3993BB	45	VX9062RBBN	39	VX9712RBN	39	VX9988BK	17		
VX3993BN	45	VX9062RBN	16	VX9713	11	VX9989	17		
VX3993PB	45	VX9062SB	32	VX9713_ _	35	VX9989BK	17		
VX3993PS	44	VX9062SS	16, 39	VX9713PS	38	VX9990	12		
VX3993SS	44	VX9064	16	VX9713SB	38	VX9991	13		
VX3996_ _	43	VX9064_ _**	36	VX9713SS	38	VX9991_ _	36		
VX3996BB	45	VX9064PS	16	VX9800	12	VX9991APC	39		
VX3996N	45	VX9064SB	38	VX9800_ _	36	VX9991PS	38		
VX3996PB	45	VX9064SS	16, 38	VX9800APC	39	VX9991RBB	39		
VX3996PS	44	VX906PS	38	VX9800PS	38	VX9991RBN	39		
VX3996SS	44	VX9074	20	VX9800RBB	39	VX9991SB	38		
VX4000	4	VX9100	8	VX9800RBN	39	VX9991SG	53		
VX4020	4	VX9100_ _**	35	VX9800SB	38	VX9991SS	38		
VX4030	4	VX9100SG	46	VX9800SS	38	VX9992	15		
VX4040	4	VX9143	23	VX9900	9	VX9992_ _	36		
VX4522	20	VX9200	8	VX9900_ _**	35	VX9992APC	39		
VX5001	57	VX9200_ _**	35	VX9900SG	52	VX9992PS	38		
VX5002	57	VX9200SG	46	VX9901	9	VX9992RBB	39		
VX5003	57	VX9215	19	VX9901_ _**	35	VX9992RBN	39		
VX5004	57	VX9215HO	19	VX9905_ _	35	VX9992SB	38		
VX5020	56	VX9230	8	VX9905APC	39	VX9992SS	38		



LIST NO	PAGE NO
9257	26, 27
9258	26, 27
SB/BT	27
SB/LX	27
SB1590	26, 27
SB603	26
SB604	26
SB605	26
SB615	26, 27
SB618	26, 27
SB619	27
SB623	26, 27
SB625	26, 27
SB628	26, 27
SB629	27
SB631	27
SB632	27
SB633	26, 27
SB636	26
SB637	27
SB638	27
SB639	27
SB641	26, 27
SB642	26, 27
SB646	26, 27
SB650	26
SB655	26, 27
SB665	26, 27
SB676	26, 27
SB677	26, 27
SB678	26, 27
SB679	26, 27
SB680	26, 27
SB681	26, 27
SB682	26, 27
SB695	26, 27
SB717	26
SB727	26



Electrium



ELECTRIUM SALES LIMITED A SIEMENS COMPANY
Commercial Centre, Lakeside Plaza, Walkmill Lane, Bridgtown,
Cannock WS11 0XE.
eMail: info@electrium.co.uk Web: www.electrium.co.uk

TECHNICAL
Telephone: 01543 438330 Facsimile: 01543 438321
eMail: volex.technical@electrium.co.uk

UK SALES
Telephone: 01543 455030 Facsimile: 01543 455031
eMail: volex.sales@electrium.co.uk

EXPORT SALES
Telephone: +44 1543 455049 Facsimile: +44 1543 455048
eMail: export@electrium.co.uk

DUBLIN OFFICE
Telephone: +353 1 4513303 Facsimile: +353 1 4513242

DUBAI OFFICE
Telephone: +971 4 3660395 Facsimile: +971 4 3660019

Minimum order quantities apply to products within this catalogue. All items will be supplied in pack, carton or box quantities only. Minimum order values apply for all orders placed. These terms and conditions apply to Electrium account holders. Full terms and conditions are available upon request (Electrium reserve the right to change the terms and conditions at any time). Purchases made by contractors, installers or users from electrical wholesalers or resellers may attract a price premium when split carton quantities are purchased.

Although every effort has been made to ensure accuracy in the compilation of the technical detail within this publication, specifications and performance data are constantly changing. Latest details can be obtained from Volex Accessories.

Publication No. V2070 7/12
Printed in England.